

# **2021 PLAN YEAR INFORMATION**

---

**MOVING AHEAD  
IN UNCERTAINTY**

2021 AND BEYOND



**COVERED  
CALIFORNIA**

**September 2020**

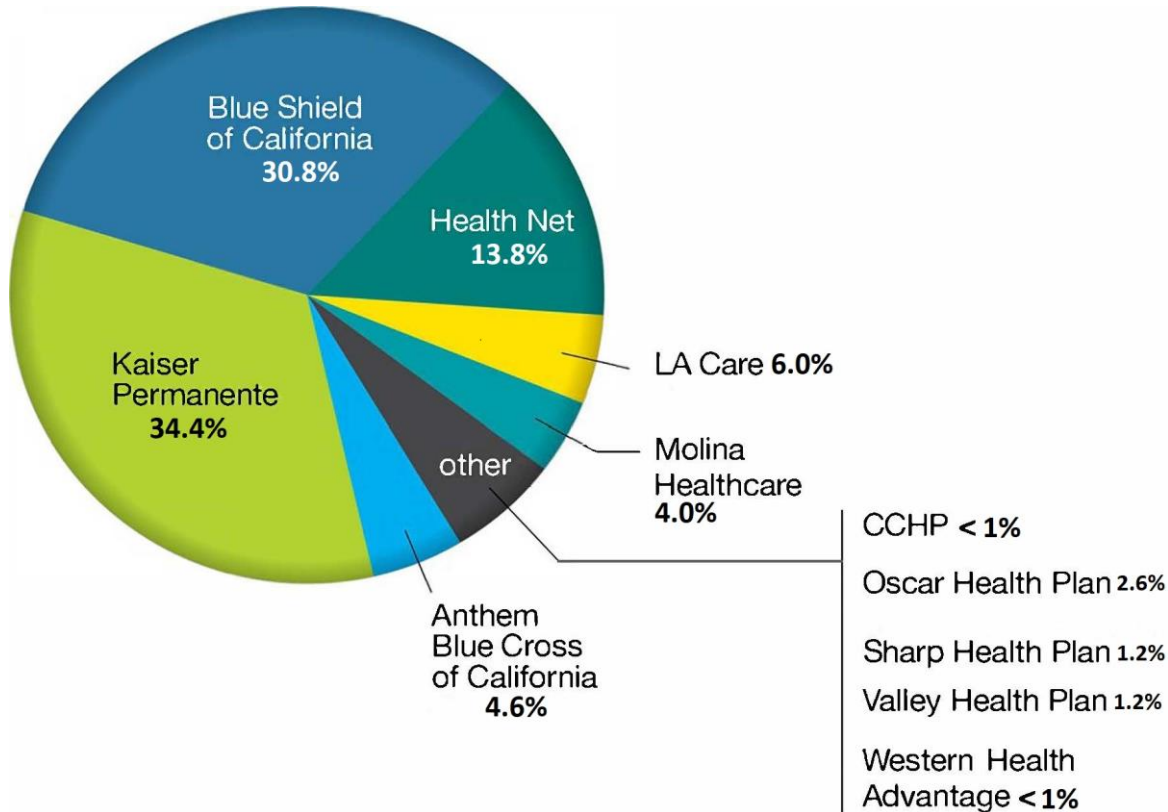
# IMPORTANT NOTES

- This document was **created on September 1, 2020** for **reference only**, and **should not be used** as the fixed premium rates to give to consumers.
- **Premium rates** shown are for a **25-year-old** and a **40-year-old** single individual.
- The **lowest-priced plan for each metal tier** is shown in **bold green font**.
- The **second-lowest silver plan** is shown with a red square.
- **Plans that are not offered in all ZIP codes** in the county are **shown with an asterisk (\*)**.
- Use the Covered California [Shop and Compare Tool](#) to **see the premium rates** for specific ages, household size, incomes, and ZIP codes.

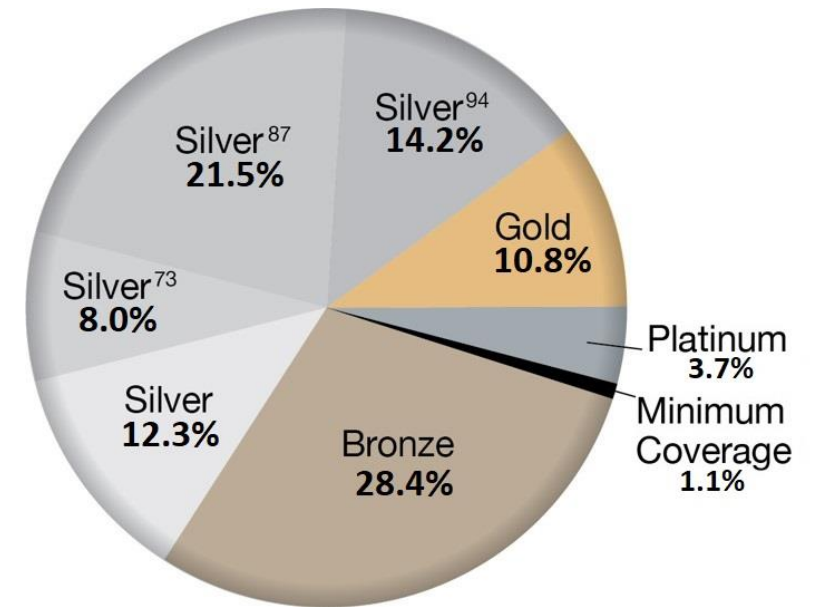
# 2021 PLAN BENEFIT YEAR OVERVIEW

# 2020 Covered California Enrollment Profile

Qualified health plan enrollment

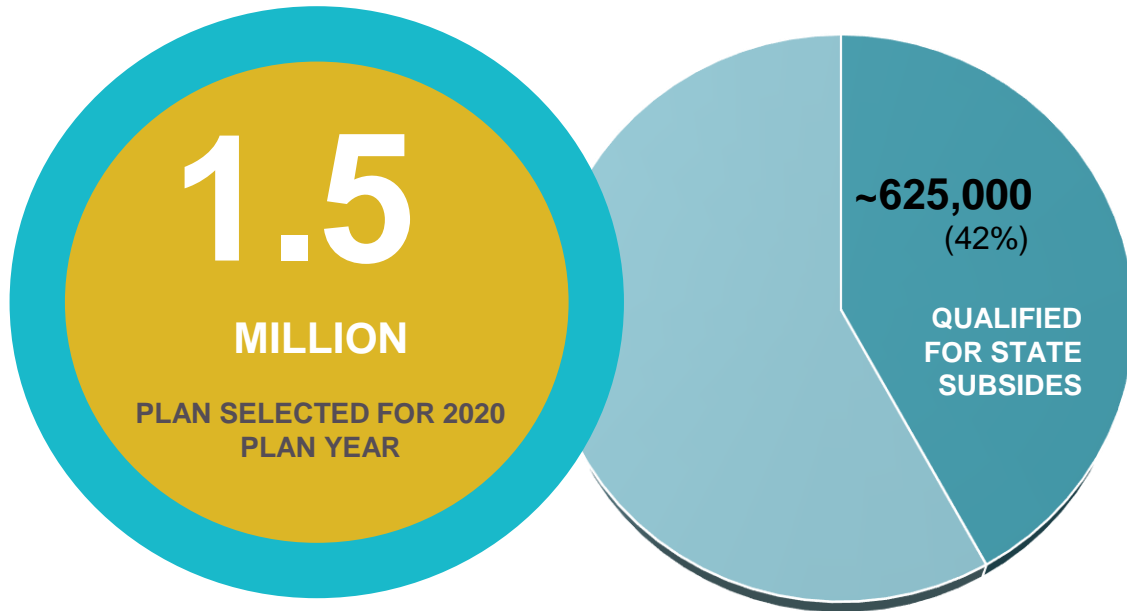


Enrollment by metal plans

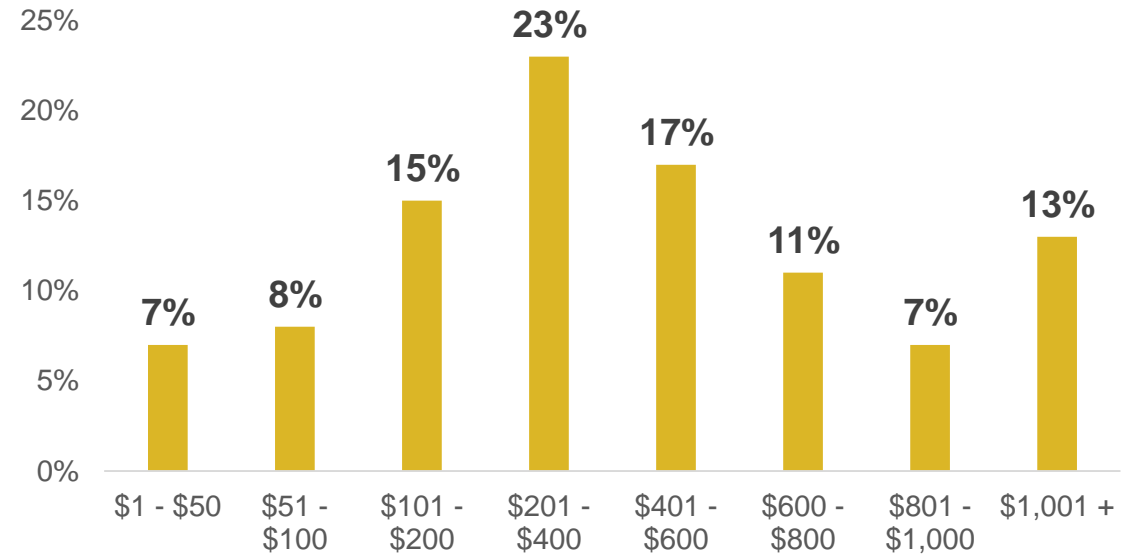


2019 Enrollment data as of 6/30/2019 .

# Policies and Outreach Make a Difference in 2020 Plan Year

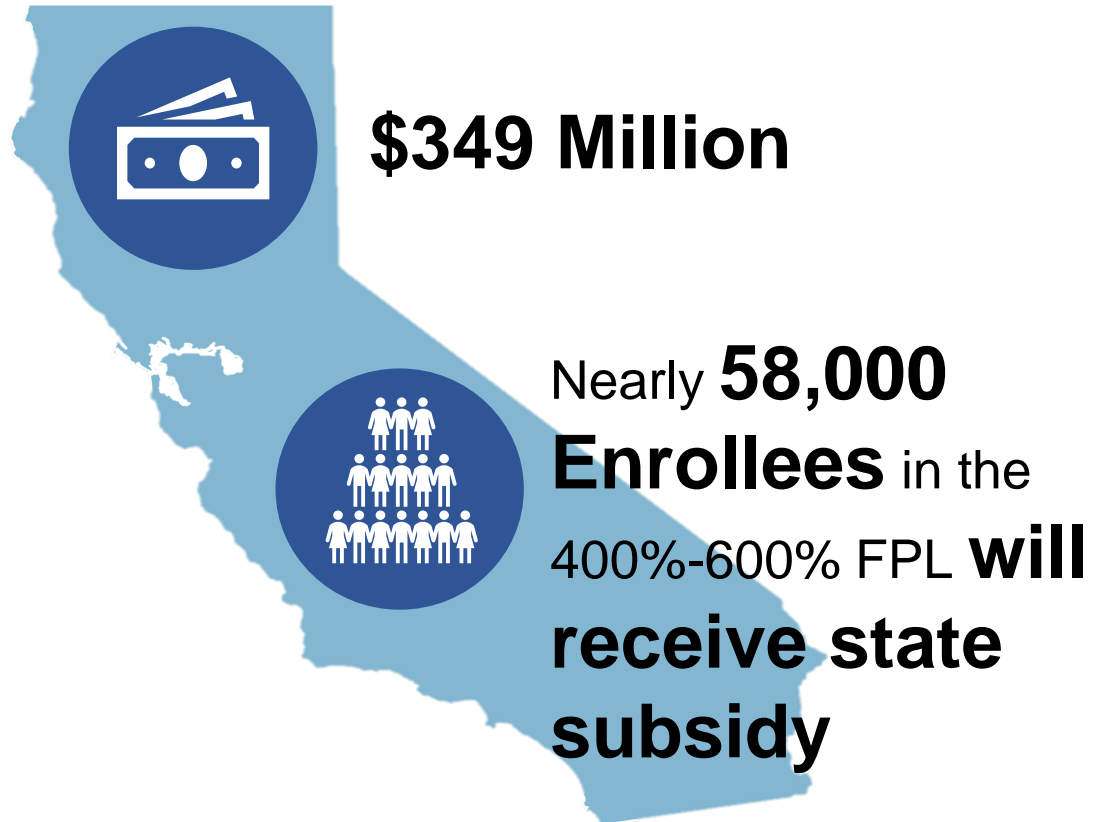


Average dollar amount of financial help received by middle income households between 400-600% of Federal Poverty Level\*



Nearly **32,000 middle-income consumers qualified** for the new financial help, which **averaged \$504 per month** for eligible households, and lowered their monthly premium by half.

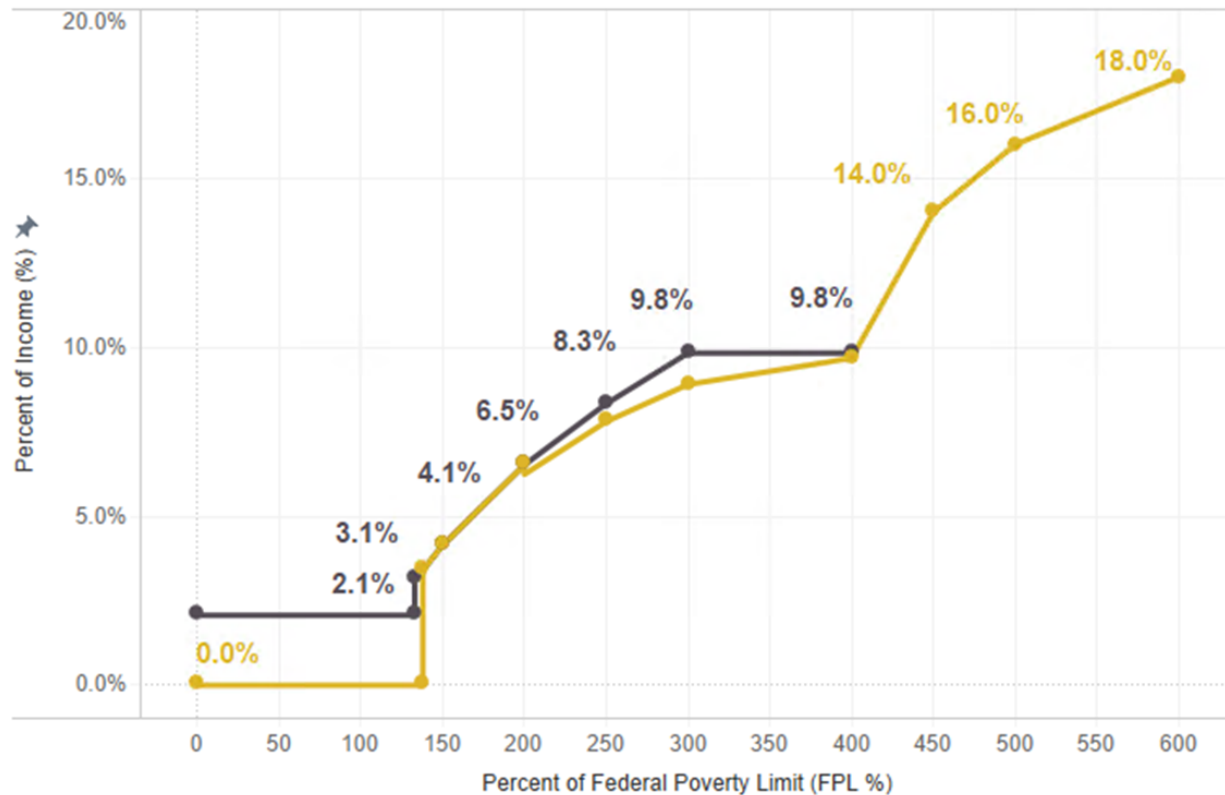
# 2021 State Subsidy Program



- Maintain the current level of state subsidies as adopted in the 2020 state subsidy program design into 2021.
- Maintain requirement to allocate 17% of the subsidies to individuals between 200%-400% FPL.
- Estimates still anticipate enrollment growth in the 400 to 600% FPL group that are receiving state subsidies for 2021, relative to 2020.

# 2021 Program Design Required Contribution Curve

Baseline (Mid)



■ CA Baseline  
■ Federal 2021

Income as Percent of FPL bracket	Federal 2021		CA Baseline	
	Initial	Ending	Initial	Ending
0% to 133/138%	2.07		0.00	
133/138% to 150%	3.10		3.41	
150% to 200%	4.14	6.52	4.14	6.52
200% to 250%	6.52	8.33	6.24	7.80
250% to 300%	8.33	9.83	7.80	8.90
300% to 400%	9.83	9.83	8.90	9.68
400% to 450%			9.68	14.00
450% to 500%			14.00	16.00
500% to 600%			16.00	18.00

# APTC - 3 Major Components

## INCOME / FPL

**George:**

40 years old, in Sacramento earns \$31,225/year = 250% FPL

## FAIR SHARE % / AMOUNT (FEDERAL AND STATE)

**Federal:** Expected to contribute: 8.29% (fair share) of his income = \$2588 annually or **\$215** per month before the state subsidy.

**State:** Expected to contribute: 7.8% (fair share) of his income = \$2,435 annually or **\$202** per month. Take the federal required amount and subtract the state required amount to get the state subsidy amount = **\$13**.

## SECOND-LOWEST SILVER PREMIUM



### Benchmark Plan

in Sacramento

Premium = \$482

Subtracts the

**Federal Fair Share = - \$215**

**Federal APTC**

**Amount = \$267**

Adds the State

**Subsidy Amount = +\$13**

**Total APTC = \$280**

If consumer selects the second-lowest silver plan



SILVER HMO CSR

**Monthly Cost:**

Total Premium = \$482

**Total APTC = \$280**

Consumer

**Premium = \$202**

**George can shop for a more expensive plan, but will continue to receive only \$280 toward the cost of those more expensive plans. If the consumer decides on a less expensive plan, the APTC applied cannot exceed the amount of the premium.**



# 2021 California Individual Market Rate



**0.6%**

**Statewide**  
Weighted Average

**-7.3%**

**Shop & Switch**  
**Statewide**  
Weighted Average

# Rate Change Year over Year

	2015	2016	2017	2018	2019	2020	2021	Overall Average	3 Year Average (2019-2021)
<b>Weighted Average</b>	4.2	4.0	13.2	12.5*	8.7	0.8	<b>0.6</b>	<b>6.3</b>	<b>3.3</b>
<b>Shop &amp; Switch</b>	-	-4.5	-1.2	3.3	-0.7	-9.0	<b>-7.3</b>	<b>-3.2</b>	<b>-5.7</b>

\*The weighted average rate increase in 2018 was 21.1 percent, but much of that increase was directly offset for consumers by an increase in federal subsidy which lowered their net premium.

California's Efforts to Build on the Affordable Care Act Lead to a Record-Low Rate Change for the Second Consecutive Year: <https://www.coveredca.com/newsroom/news-releases/2020/08/04/californias-efforts-to-build-on-the-affordable-care-act-lead-to-a-record-low-rate-change-for-the-second-consecutive-year/>

# California's Individual Market Rate Change by Carrier

Carrier	Weighted Average Rate Change
Anthem Blue Cross	6.0
Blue Shield of California	- 2.4
CCHP	- 1.3
Health Net	3.4
Kaiser Permanente	1.0
LA Care Health Plan	- 4.6
Molina Healthcare	- 3.8
Oscar Health Plan of California	7.6
Sharp Health Plan	- 0.5
Valley Health Plan	9.0
Western Health Advantage	- 2.6
<b>Overall</b>	<b>0.6</b>

Averages for on-exchange plans

# 2021 Covered California Health Plan Offerings



- **2 carriers** will be **expanding** their coverage areas
- Nearly all Californians (99.8%) will have a choice of 2 carriers
- **87%** Californians will have a **choice of 3 or more carriers**

PRICING REGION	ANTHEM		BLUE SHIELD		CCHP	HEALTHNET OF CA		HEALTHNET LIFE		KAISER PERMANENTE	L.A. CARE	MOLINA HEALTHCARE	OSCAR	SHARP HEALTH PLAN		VALLEY HEALTH PLAN	WESTERN HEALTH ADV.
	HMO	EPO	HMO	PPO		HMO	HSP	EPO	PPO					HMO-1 <small>CalPERS</small>	HMO-2 <small>Caltrans</small>		
1 Northern counties		●	○	●						○							
2 North Bay Area			○	●						○							○
3 Greater Sacramento			○	●					●	○							
4 San Francisco County			●	●	●				●	●				●			
5 Contra Costa County			●	●					●	●							
6 Alameda County			●	●					●	●							
7 Santa Clara County		●	●	●					●	○							
8 San Mateo County		●	●	●	●				●	○						●	
9 Santa Cruz, San Benito, Monterey counties		●	●	●					○	○							
10 Central Valley		●	○	●					○	○							
11 Fresno, Kings, Madera counties	●		○	●						○							
12 Central Coast		●	○	●						○							
13 Eastern counties		●	○	●						○		○					
14 Kern County		●	○	●			○	○		○							
15 Los Angeles County East	●		○	●			●	●		○		○	○				
16 Los Angeles County West	●		○	●			●	●		○		○	○				
17 Inland Empire	●		○	●			○	○		○		○	○				
18 Orange County	●		○	●			○	○		○		○	○				
19 San Diego County			○	●			●	●		○		●	●	○	○		

● Full Region  
○ Partial Region

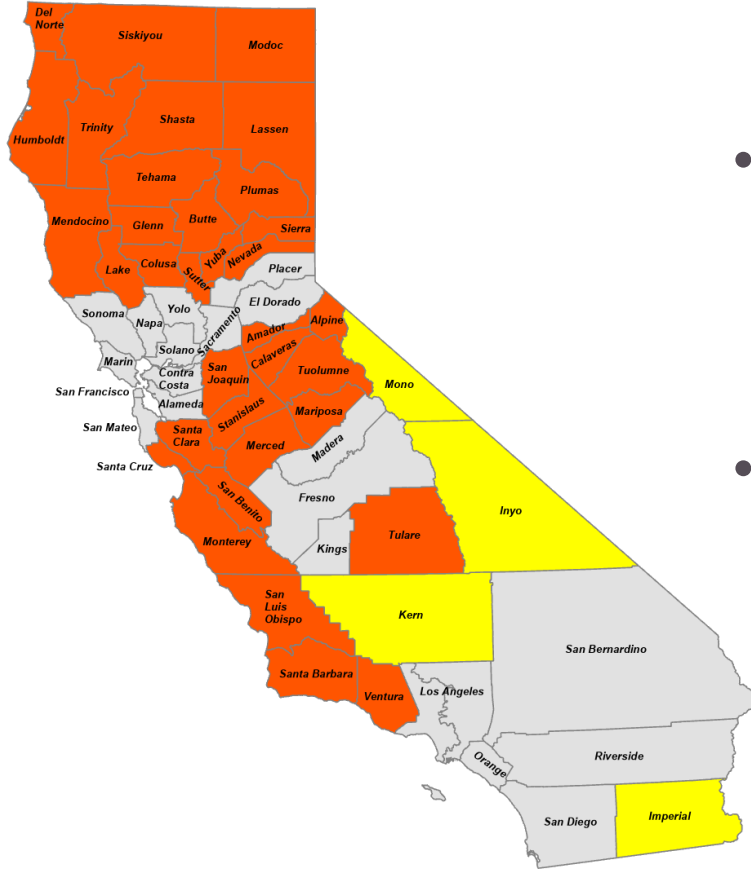
# \*NEW\* Anthem HMO



- HMO plan product will be available in rating region 18, Orange County
- Continue to offer rating regions 11, 15, 16, 17



# \*NEW\* Anthem EPO



- EPO plan product now available in rating region 13 and 14, Inyo, Mono, Imperial, and Kern counties.
- Continue to offer in rating regions 1, 7, 9, 10, 12, 13, 14



# \*NEW\* Oscar EPO



- EPO plan product now available in rating region 8, San Mateo County
- Continue to offer in rating regions 4, 16, 18 and partial in 15.



oscar

# 2021 REGIONAL HEALTH PLAN RATES

Bronze and Silver Metal Tier Plans





# BRONZE 2021 Region 1 Rates

<b>Lowest Price</b>	<b>Health Plan</b>	<b>2020 Monthly Gross Premium</b>	<b>2021 Monthly Gross Premium</b>	<b>YOY Change</b>	<b>Consumer Pays</b>	<b>Market Share</b>
<b>1</b>	<b>Kaiser</b>	<b>\$377</b>	<b>\$392</b>	<b>3.9%</b>	<b>\$42</b>	<b>0.8%</b>
<b>2</b>	<b>Blue Shield PPO</b>	<b>\$495</b>	<b>\$480</b>	 <b>-2.9%</b>	<b>\$130</b>	<b>36.5%</b>
<b>3</b>	<b>Anthem EPO</b>	<b>\$446</b>	<b>\$485</b>	 <b>8.7%</b>	<b>\$136</b>	<b>62.7%</b>



- 4.4% weighted average increase
- Kaiser remains as the lowest priced bronze plan

# SILVER 2021 Region 1 Rates

Lowest Price	Health Plan	2020 Monthly Gross Premium	2021 Monthly Gross Premium	YOY Change	Consumer Pays	Market Share
1	Kaiser	\$468	\$485 	3.7%	\$135	1.5%
2	Anthem EPO	\$542	\$557	2.8%	\$207	41.5%
3	Blue Shield PPO	\$633	\$619 	-2.2%	\$269	57%
4	Blue Shield HMO	\$695	\$673	3.2%	\$323	0.04%

- 0.04% weighted average rate decrease
- Kaiser remains as the lowest priced silver plan but 3.7% price increase
- \$188 price spread (consumer could save by switching from highest to lowest)

# BRONZE 2021 Region 1: Butte County Rates for Zip Code 95926

<b>Lowest Price</b>	<b>Health Plan</b>	<b>2020 Monthly Gross Premium</b>	<b>2021 Monthly Gross Premium</b>	<b>YOY Change</b>	<b>Consumer Pays</b>	<b>Market Share</b>
<b>1</b>	<b>Blue Shield PPO</b>	<b>\$495</b>	<b>\$480</b>	 <b>-2.9%</b>	<b>\$130</b>	<b>36.8%</b>
<b>2</b>	<b>Anthem EPO</b>	<b>\$446</b>	<b>\$485</b>	 <b>8.7%</b>	<b>\$136</b>	<b>63.2%</b>

- 4.4% weighted average increase
- Blue Shield PPO reduced price by 2.9% from last year

# SILVER 2021 Region 1: Butte County Rates for Zip Code 95926

Lowest Price	Health Plan	2020 Monthly Gross Premium	2021 Monthly Gross Premium	YOY Change	Consumer Pays	Market Share
1	Anthem EPO	\$542	\$557	▲ 2.8%	\$146	2.5%
2	Blue Shield PPO	\$633	\$619	▼ -2.2%	\$207	97.5%



- 2.1% weighted average decrease
- Anthem EPO remains as the lowest silver plan but price increase by 2.8% from last year
- \$62 price spread (consumer could save by switching from highest to lowest)

# BRONZE 2021 Region 2 Rates

Lowest Price	Health Plan	2020 Monthly Gross Premium	2021 Monthly Gross Premium	YOY Change	Consumer Pays	Market Share
1	Western HMO	\$399	\$397	-0.3%	\$70	18.8%
2	Kaiser	\$397	\$412	3.9%	\$85	68.1%
3	Blue Shield PPO	\$545	\$520	▼ -4.6	\$192	12.2%
4	HealthNet EPO	\$511	\$608	▲ 19%	\$280	1%

- 2.2% weighted average increase

# SILVER 2021 Region 2 Rates

Lowest Price	Health Plan	2020 Monthly Gross Premium	2021 Monthly Gross Premium	YOY Change	Consumer Pays	Market Share
1	Kaiser	\$492	\$510	3.7%	\$183	73%
2	Western HMO	\$539	\$535	-0.7%	\$207	11.7%
3	Blue Shield PPO	\$697	\$670	 -3.9%	\$342	14.9%
4	Blue Shield HMO	\$716	\$693	-3.2%	\$365	0.2%
5	HealthNet EPO	\$765	\$911	 19%	\$583	0.2%

- 2.1% weighted average increase
- \$401 price spread (consumer could save by switching from highest to lowest)

# BRONZE 2021 Region 3 Rates

Lowest Price	Health Plan	2020 Monthly Gross Premium	2021 Monthly Gross Premium	YOY Change	Consumer Pays	Market Share
1	Western	\$431	\$387	▼ -10%	\$110	6.1%
2	Kaiser	\$377	\$392	3.9%	\$114	77.3%
3	HealthNet PPO	\$456	\$506	▲ 11.1%	\$229	3.8%
4	Blue Shield PPO	\$545	\$530	-2.7%	\$253	12.8%

- 2.5% weighted average increase
- Western reduced price by 10% from last year



# SILVER 2021 Region 3 Rates

Lowest Price	Health Plan	2020 Monthly Gross Premium	2021 Monthly Gross Premium	YOY Change	Consumer Pays	Market Share
1	Blue Shield HMO	\$482	\$462	-4.2%	\$184	32.2%
2	Kaiser	\$468	\$485	3.7%	\$207	53.7%
3	Western HMO	\$573	\$516	▼ -10%	\$238	1.6%
4	Blue Shield PPO	\$697	\$683	-1.9%	\$406	11.9%
	HealthNet PPO	\$648	\$720	▲ 11.1%	\$443	0.6%

- 0.3% weighted average increase
- \$258 price spread (consumer could save by switching from highest to lowest)





# BRONZE 2021 Region 4 Rates

Lowest Price	Health Plan	2020 Monthly Gross Premium	2021 Monthly Gross Premium	YOY Change	Consumer Pays	Market Share
1	Kaiser	\$417	\$433	3.9%	\$70	51.8%
2	CCHP HMO	\$457	\$450	-1.7%	\$86	28.2%
3	Oscar EPO	\$431	\$468	8.5%	\$105	3.7%
4	Blue Shield PPO	\$530	\$505	 -4.8%	\$141	15.9%
5	HealthNet EPO	\$551	\$656	 19%	\$293	0.4%



- 1.2% weighted average increase

# SILVER 2021 Region 4 Rates

Lowest Price	Health Plan	2020 Monthly Gross Premium	2021 Monthly Gross Premium	YOY Change	Consumer Pays	Market Share
1	Kaiser	\$517	\$536	3.7%	\$173	39.3%
2	Oscar EPO	\$574	\$571	-0.6%	\$207	0.3%
3	CCHP HMO	\$607	\$602	-0.7%	\$239	33.1%
4	Blue Shield HMO	\$625	\$608	-2.7%	\$245	3.3%
5	Blue Shield PPO	\$678	\$650	 -4.1%	\$287	23.9%
6	HealthNet EPO	\$825	\$982	 19%	\$619	0.1%

- 0.2% weighted average increase
- \$446 price spread (consumer could save by switching from highest to lowest)

# BRONZE 2021 Region 5 Rates

<b>Lowest Price</b>	<b>Health Plan</b>	<b>2020 Monthly Gross Premium</b>	<b>2021 Monthly Gross Premium</b>	<b>YOY Change</b>	<b>Consumer Pays</b>	<b>Market Share</b>
<b>1</b>	<b>Kaiser</b>	<b>\$377</b>	<b>\$392</b>	<b>3.9%</b>	<b>\$1</b>	<b>78.6%</b>
<b>2</b>	<b>Blue Shield PPO</b>	<b>\$486</b>	<b>\$471</b>	 <b>-2.9%</b>	<b>\$71</b>	<b>20.1%</b>
<b>3</b>	<b>HealthNet EPO</b>	<b>\$497</b>	<b>\$591</b>	 <b>19%</b>	<b>\$191</b>	<b>1.2%</b>

- 2.7% weighted average increase

# SILVER 2021 Region 5 Rates

Lowest Price	Health Plan	2020 Monthly Gross Premium	2021 Monthly Gross Premium	YOY Change	Consumer Pays	Market Share
1	Kaiser	\$468	\$485	3.7%	\$85	68.7%
2	Blue Shield PPO	\$621	\$608	-2.2%	\$207	30.4%
3	Blue Shield HMO	\$688	\$647	▼ -3.2%	\$247	0.5%
4	HealthNet EPO	\$744	\$885	▲ 19%	\$485	0.4%

- 1.9% weighted average increase
- \$400 price spread (consumer could save by switching from highest to lowest)

# BRONZE 2021 Region 6 Rates

**Lowest Price**

	Health Plan	2020 Monthly Gross Premium	2021 Monthly Gross Premium	YOY Change	Consumer Pays	Market Share
<b>1</b>	<b>Kaiser</b>	<b>\$387</b>	<b>\$402</b> ▲	<b>3.9%</b>	<b>\$46</b>	<b>82.5%</b>
<b>2</b>	<b>Blue Shield PPO</b>	<b>\$496</b>	<b>\$472</b> ▼	<b>-4.8%</b>	<b>\$116</b>	<b>17.5%</b>

- 2.4% weighted average increase
- Kaiser remains as the lowest priced bronze plan
- Blue Shield PPO reduced price by 4.8% from last year

# SILVER 2021 Region 6 Rates

Lowest Price	Health Plan	2020 Monthly Gross Premium	2021 Monthly Gross Premium	YOY Change	Consumer Pays	Market Share
1	Kaiser	\$480	\$498 ▲	3.7%	\$141	71.1%
2	Blue Shield HMO	\$546	\$564	3.2%	\$207	6.8%
3	Blue Shield PPO	\$634	\$608 ▼	-4.1%	\$252	22.2%



- 1.9% weighted average increase
- Kaiser remains as the lowest priced silver plan
- Blue Shield PPO reduced price by 4.1% from last year
- \$110 price spread (consumer could save by switching from highest to lowest)

# BRONZE 2021 Region 7 Rates

Lowest Price	Health Plan	2020 Monthly Gross Premium	2021 Monthly Gross Premium	YOY Change	Consumer Pays	Market Share
1	Valley HMO	\$275	\$304 ▲	10.6%	\$14	23.5%
2	Kaiser HMO	\$387	\$402	3.9%	\$112	46.6%
3	Anthem EPO	\$428	\$469	9.5%	\$178	22.7%
4	Blue Shield PPO	\$584	\$566 ▼	-3.2%	\$275	7.2%

- 6.2% weighted average increase
- Blue Shield PPO reduced price by 3.2% from last year



# SILVER 2021 Region 7 Rates

Lowest Price	Health Plan	2020 Monthly Gross Premium	2021 Monthly Gross Premium	YOY Change	Consumer Pays	Market Share
1	Valley HMO	\$403	\$436	 8%	\$145	39%
2	Kaiser	\$480	\$498	3.7%	\$207	40.3%
3	Anthem EPO	\$519	\$538	3.6%	\$247	10.5%
4	Blue Shield HMO	\$561	\$573	2.2%	\$282	3.1%
5	Blue Shield PPO	\$747	\$729	 -2.5%	\$439	7.1%

- 4.9% weighted average increase
- \$293 price spread (consumer could save by switching from highest to lowest)



# BRONZE 2021 Region 8 Rates

Lowest Price	Health Plan	2020 Monthly Gross Premium	2021 Monthly Gross Premium	YOY Change	Consumer Pays	Market Share
1	Kaiser	\$417	\$433	3.9%	\$70	72.7%
2	Oscar EPO	-	\$468	New	\$105	-
3	CCHP HMO	\$494	\$486	-1.7%	\$122	10.1%
4	Blue Shield PPO	\$559	\$538	 -3.7%	\$175	16%
5	HealthNet EPO	\$593	\$706	 19%	\$342	1.2%

- 2.3% weighted average increase
- Oscar new entrant for 2021

# SILVER 2021 Region 8 Rates

Lowest Price	Health Plan	2020 Monthly Gross Premium	2021 Monthly Gross Premium	YOY Change	Consumer Pays	Market Share
1	Kaiser	\$517	\$536	3.7%	\$173	71.1%
2	Oscar EPO	-	\$571	New	\$207	-
3	Blue Shield HMO	\$670	\$648	▼ -3.2%	\$285	2.2%
4	CCHP HMO	\$655	\$651	-0.7%	\$287	7.7%
5	Blue Shield PPO	\$715	\$694	-3%	\$330	18.7%
6	HealthNet EPO	\$888	\$1,057	▲ 19%	\$693	0.3%

- 2% weighted average increase
- Oscar new entrant for 2021
- \$521 price spread (consumer could save by switching from highest to lowest)

# BRONZE 2021 Region 9 Rates

Lowest Price	Health Plan	2020 Monthly Gross Premium	2021 Monthly Gross Premium	YOY Change	Consumer Pays	Market Share
1	Kaiser	\$387	\$402	3.9%	\$83	34.1%
2	HealthNet EPO	\$407	\$485	▲ 19%	\$166	5.6%
3	Blue Shield PPO	\$625	\$595	▼ -4.8%	\$276	60.3%
4	Anthem EPO	\$606	\$663	9.4%	\$344	-



- 0.5% weighted average decrease

# SILVER 2021 Region 9 Rates

Lowest Price	Health Plan	2020 Monthly Gross Premium	2021 Monthly Gross Premium	YOY Change	Consumer Pays	Market Share
1	Kaiser	\$480	\$498	3.7%	\$179	15%
2	Blue Shield HMO	\$529	\$526	-0.5%	\$207	18.8%
3	HealthNet EPO	\$610	\$726	▲ 19%	\$407	1%
4	Anthem EPO	\$736	\$761	3.5%	\$442	-
5	Blue Shield PPO	\$800	\$767	▼ -4.1%	\$448	65.2%

- 2% weighted average decrease
- Kaiser remains as the lowest priced silver plan
- Blue Shield PPO reduced price by 4.1% from last year
- \$269 price spread (consumer could save by switching from highest to lowest)

# BRONZE 2021 Region 9 Rates: Monterey County, Zip Code 93906

<b>Lowest Price</b>	<b>Health Plan</b>	<b>2020 Monthly Gross Premium</b>	<b>2021 Monthly Gross Premium</b>	<b>YOY Change</b>	<b>Consumer Pays</b>	<b>Market Share</b>
<b>1</b>	<b>Blue Shield PPO</b>	<b>\$625</b>	<b>\$595</b>	 <b>-4.8%</b>	<b>\$276</b>	<b>100%</b>
<b>2</b>	<b>Anthem EPO</b>	<b>\$606</b>	<b>\$663</b>	 <b>9.4%</b>	<b>\$344</b>	<b>-</b>



- 4.8% weighted average decrease
- Blue Shield PPO reduced price by 4.8% from last year

# SILVER 2021 Region 9 Rates: Monterey County, Zip Code 93906

Lowest Price	Health Plan	2020 Monthly Gross Premium	2021 Monthly Gross Premium	YOY Change	Consumer Pays	Market Share
1	Anthem EPO	\$736	\$761	▲ 3.5%	\$202	-
2	Blue Shield PPO	\$800	\$767	▼ -4.1%	\$207	100%

- 4.1% weighted average decrease
- Anthem remains as the lowest priced silver plan but 3.5% price increase
- Blue Shield PPO reduced price by 4.1% from last year
- \$6 price spread (consumer could save by switching from highest to lowest)

# BRONZE 2021 Region 10 Rates

Lowest Price	Health Plan	2020 Monthly Gross Premium	2021 Monthly Gross Premium	YOY Change	Consumer Pays	Market Share
1	Kaiser	\$338	\$351	3.9%	\$105	39.9%
2	Anthem EPO	\$361	\$395	9.5%	\$149	49%
3	Blue Shield PPO	\$488	\$469	 -3.9%	\$224	9.7%
4	HealthNet EPO	\$506	\$602	 19%	\$357	1.4%

- 6.1% weighted average increase
- Kaiser remains as the lowest priced bronze plan, but 4% price increase.
- Blue Shield PPO reduced price by 3.9% from last year



# SILVER 2021 Region 10 Rates

Lowest Price	Health Plan	2020 Monthly Gross Premium	2021 Monthly Gross Premium	YOY Change	Consumer Pays	Market Share
1	Kaiser	\$418	\$434	3.7%	\$188	40.8%
2	Anthem EPO	\$437	\$453	3.6%	\$207	50.4%
3	Blue Shield HMO	\$519	\$572	▼ -3.2%	\$326	0.6%
4	Blue Shield PPO	\$625	\$605	-3.2%	\$359	8.1%
5	HealthNet EPO	\$758	\$902	▲ 19%	\$656	0.1%

- 3.1% weighted average increase
- Kaiser remains as the lowest priced silver plan
- Blue Shield PPO and HMO reduced price by 3% from last year
- \$468 price spread (consumer could save by switching from highest to lowest)



# BRONZE 2021 Region 10 Rates: Tulare County, Zip Code 93257

<b>Lowest Price</b>	<b>Health Plan</b>	<b>2020 Monthly Gross Premium</b>	<b>2021 Monthly Gross Premium</b>	<b>YOY Change</b>	<b>Consumer Pays</b>	<b>Market Share</b>
<b>1</b>	<b>Anthem EPO</b>	<b>\$361</b>	<b>\$395</b>	<b>9.5%</b>	<b>\$149</b>	<b>81.5%</b>
<b>2</b>	<b>Blue Shield PPO</b>	<b>\$488</b>	<b>\$469</b>	 <b>-3.9%</b>	<b>\$224</b>	<b>16.1%</b>
<b>3</b>	<b>HealthNet EPO</b>	<b>\$506</b>	<b>\$602</b>	 <b>19%</b>	<b>\$357</b>	<b>2.4%</b>

- 7.6% weighted average increase
- Anthem EPO remains as the lowest priced bronze plan but 9% price increase from last year



# SILVER 2021 Region 10 Rates: Tulare County, Zip Code 93257

Lowest Price	Health Plan	2020 Monthly Gross Premium	2021 Monthly Gross Premium	YOY Change	Consumer Pays	Market Share
1	Anthem EPO	\$437	\$453	3.6%	\$88	85.1%
2	Blue Shield HMO	\$591	\$572	▼ -3.2%	\$207	1%
3	Blue Shield PPO	\$625	\$605	-3.2%	\$240	13.7%
4	HealthNet EPO	\$758	\$902	▲ 19%	\$537	0.2%

- 2.6% weighted average increase
- Anthem EPO remains as the lowest priced silver plan but 3.6% price increase from last year
- \$449 price spread (consumer could save by switching from highest to lowest)



# BRONZE 2021 Region 11 Rates

**Lowest Price**

	<b>Health Plan</b>	<b>2020 Monthly Gross Premium</b>	<b>2021 Monthly Gross Premium</b>	<b>YOY Change</b>	<b>Consumer Pays</b>	<b>Market Share</b>
<b>1</b>	<b>Blue Shield PPO</b>	<b>\$307</b>	<b>\$297</b>	<b>-3%</b>	<b>\$103</b>	<b>47.4%</b>
<b>2</b>	<b>Kaiser</b>	<b>\$322</b>	<b>\$334</b>	 <b>3.9%</b>	<b>\$140</b>	<b>52.6%</b>
<b>3</b>	<b>Anthem HMO</b>	<b>\$323</b>	<b>\$350</b>	 <b>8.4%</b>	<b>\$156</b>	<b>-</b>



- 0.6% weighted average increase
- Blue Shield PPO remains as the lowest priced bronze plan with a 3% price decrease from last year

# SILVER 2021 Region 11 Rates

Lowest Price	Health Plan	2020 Monthly Gross Premium	2021 Monthly Gross Premium	YOY Change	Consumer Pays	Market Share
1	Blue Shield PPO	\$392	\$383	-2.3%	\$189	78.9%
2	Anthem HMO	\$391	\$402	2.6%	\$207	-
3	Kaiser	\$399	\$413	 3.7%	\$219	21.1%
4	Blue Shield HMO	\$551	\$533	 -3.2%	\$339	-

- 1% weighted average decrease
- \$150 price spread (consumer could save by switching from highest to lowest)

# BRONZE 2021 Region 12 Rates

Lowest Price	Health Plan	2020 Monthly Gross Premium	2021 Monthly Gross Premium	YOY Change	Consumer Pays	Market Share
1	Kaiser	\$378	\$391	3.4%	\$115	28%
2	Blue Shield PPO	\$413	\$411	 -0.5%	\$135	72%
3	Anthem EPO	\$447	\$489	 9.4%	\$213	-

- 0.6% weighted average increase
- Kaiser remains as the lowest priced bronze plan, but 3.4% price increase.
- Blue Shield PPO reduced price by 0.5% from last year

# SILVER 2021 Region 12 Rates

Lowest Price	Health Plan	2020 Monthly Gross Premium	2021 Monthly Gross Premium	YOY Change	Consumer Pays	Market Share
1	Blue Shield HMO	\$421	\$445	▲ 5.9%	\$169	33.3%
2	Kaiser	\$469	\$484	3.2%	\$207	7.6%
3	Blue Shield PPO	\$528	\$530	▼ 0.2%	\$253	59.1%
4	Anthem EPO	\$542	\$561	3.5%	\$285	-

- 2.3% weighted average increase
- Blue Shield HMO remains as the lowest priced silver plan but 5.9% price increase
- \$116 price spread (consumer could save by switching from highest to lowest)

# BRONZE 2021 Region 12 Rates: Santa Barbara County, Zip Code 93117

<b>Lowest Price</b>	<b>Health Plan</b>	<b>2020 Monthly Gross Premium</b>	<b>2021 Monthly Gross Premium</b>	<b>YOY Change</b>	<b>Consumer Pays</b>	<b>Market Share</b>
<b>1</b>	<b>Blue Shield PPO</b>	<b>\$413</b>	<b>\$411</b>	<b>▼ -0.5%</b>	<b>\$135</b>	<b>100%</b>
<b>2</b>	<b>Anthem EPO</b>	<b>\$447</b>	<b>\$489</b>	<b>▲ 9.4%</b>	<b>\$213</b>	<b>-</b>

- 0.5% weighted average decrease
- Blue Shield PPO remains as the lowest priced bronze plan with a 0.5% price decrease from last year

# SILVER 2021 Region 12 Rates:

## Santa Barbara County Rates, Zip Code 93117

Lowest Price	Health Plan	2020 Monthly Gross Premium	2021 Monthly Gross Premium	YOY Change	Consumer Pays	Market Share
1	Blue Shield PPO	\$528	\$530	▼ 0.2%	\$176	100%
2	Anthem EPO	\$542	\$561	▲ 3.5%	\$207	-

- 0.2% weighted average increase
- Blue Shield PPO remains as the lowest priced silver plan with a 0.2% price increase from last year
- \$31 price spread (consumer could save by switching from highest to lowest)



# BRONZE 2021 Region 13 Rates

Lowest Price	Health Plan	2020 Monthly Gross Premium	2021 Monthly Gross Premium	YOY Change	Consumer Pays	Market Share
1	Molina HMO	\$340	\$352 ▲	3.4%	\$100	53.7%
2	Kaiser	\$359	\$371	3.4%	\$119	0.7%
3	Blue Shield PPO	\$484	\$458 ▼	-5.3%	\$206	45.6%
4	Anthem EPO	-	\$605	New	\$354	-

- 0.6% weighted average decrease
- Anthem new entrant for 2021
- Molina remains as the lowest priced bronze plan, but 3.4% price increase.
- Blue Shield PPO reduced price by 5.3% from last year

# SILVER 2021 Region 13 Rates

Lowest Price	Health Plan	2020 Monthly Gross Premium	2021 Monthly Gross Premium	YOY Change	Consumer Pays	Market Share
1	Molina HMO	\$374	\$364	-2.6%	\$112	75.1%
2	Kaiser	\$445	\$459	▲ 3.2%	\$207	0.2%
3	Blue Shield PPO	\$619	\$590	▼ -4.6%	\$338	24.8%
4	Anthem EPO	-	\$695	New	\$443	-



- 3.1% weighted average decrease
- Anthem new entrant for 2021
- Molina remains as the lowest priced silver plan with a 2.6% price decrease
- \$331 price spread (consumer could save by switching from highest to lowest)

# BRONZE 2021 Region 13 Rates: Imperial County, Zip Code 92243

Lowest Price	Health Plan	2020 Monthly Gross Premium	2021 Monthly Gross Premium	YOY Change	Consumer Pays	Market Share
1	Molina HMO	\$340	\$352 ▲	3.4%	\$100	54.1%
2	Blue Shield PPO	\$484	\$458 ▼	-5.3%	\$206	45.9%
3	Anthem EPO	-	\$505	New	\$354	-

- 0.6% weighted average decrease
- Molina remains as the lowest priced bronze plan but 3.4% price increase from last year
- Anthem new entrant for 2021

# SILVER 2021 Region 13 Rates: Imperial County, Zip Code 92243

Lowest Price	Health Plan	2020 Monthly Gross Premium	2021 Monthly Gross Premium	YOY Change	Consumer Pays	Market Share
1	Molina HMO	\$374	\$364	 -2.6%	\$1	75.2%
2	Blue Shield PPO	\$619	\$590	 -4.6%	\$207	24.8%
3	Anthem EPO	-	\$695	New	\$312	-

- 3.1% weighted average decrease
- Molina remains as the lowest priced silver plan with a 2.6% price decrease from last year
- Anthem new entrant for 2021
- \$331 price spread (consumer could save by switching from highest to lowest)

# BRONZE 2021 Region 14 Rates

Lowest Price	Health Plan	2020 Monthly Gross Premium	2021 Monthly Gross Premium	YOY Change	Consumer Pays	Market Share
1	Blue Shield PPO	\$322	\$313	▼ -2.7%	\$117	59.9%
2	HealthNet HSP	\$325	\$317	-2.5%	\$121	-
3	Kaiser HMO	\$344	\$355	▲ 3.4%	\$159	45.1%
4	Anthem EPO	-	\$451	New	\$255	-



- 0.1% weighted average decrease
- Blue Shield PPO remains as the lowest priced bronze plan with a 2.7% price decrease from last year
- Anthem new entrant for 2021

# SILVER 2021 Region 14 Rates

Lowest Price	Health Plan	2020 Monthly Gross Premium	2021 Monthly Gross Premium	YOY Change	Consumer Pays	Market Share
1	HealthNet HMO	\$389	\$401	3.1%	\$204	13.9%
2	Blue Shield PPO	\$411	\$403	-2%	\$207	70.6%
3	Blue Shield HMO	\$451	\$437	▼ -3.2%	\$241	0.7%
4	Kaiser	\$426	\$440	▲ 3.2%	\$244	14.8%
5	Anthem EPO	-	\$517	New	\$321	-

- 0.5% weighted average decrease
- HealthNet HMO remains as the lowest priced silver plan but 3.1% price increase
- Anthem new entrant for 2021
- \$116 price spread (consumer could save by switching from highest to lowest)

# BRONZE 2021 Region 15 Rates

Lowest Price	Health Plan	2020 Monthly Gross Premium	2021 Monthly Gross Premium	YOY Change	Consumer Pays	Market Share
1	L.A. Care HMO	\$265	\$253	-4.4%	\$133	17%
2	Kaiser	\$315	\$292	 -7.0%	\$172	28%
3	HealthNet PPO	\$294	\$298	1.2%	\$177	30%
4	HealthNet CSP	\$307	\$300	-2.5%	\$179	-
5	Oscar EPO	\$268	\$300	 11.7%	\$179	2%
6	Anthem HMO	\$313	\$309	-1.3%	\$189	-
7	Blue Shield PPO	\$343	\$340	-0.9%	\$220	19%
8	Molina HMO	\$344	\$345	0.4%	\$225	5%

- 2.3% weighted average decrease
- L.A. Care remains in lowest position
- Molina remains at highest position



# SILVER 2021 Region 15 Rates

Lowest Price	Health Plan	2020 Monthly Gross Premium	2021 Monthly Gross Premium	YOY Change	Consumer Pays	Market Share
1	L.A. Care HMO	\$342	\$325	-5.2%	\$204	18.6%
2	Blue Shield HMO	\$352	\$328	-6.9%	\$207	14.1%
3	HealthNet HMO	\$327	\$343	▲ 4.9%	\$223	29.3%
4	Anthem HMO	\$380	\$355	-6.6%	\$234	-
5	Molina HMO	\$377	\$357	-5.3%	\$237	0.3%
6	Kaiser	\$390	\$362	▼ -7.2%	\$241	12.6%
7	Oscar EPO	\$357	\$365	2.4%	\$245	0.1%
8	HealthNet HSP	\$418	\$423	1.2%	\$303	4.2%
9	Blue Shield PPO	\$439	\$438	-0.2%	\$318	25.5

- 6.5% weighted average decrease
- Blue Shield HMO is the benchmark plan
- \$113 price spread (consumer could save by switching from highest to lowest)





# BRONZE 2021 Region 16 Rates

Lowest Price	Health Plan	2020 Monthly Gross Premium	2021 Monthly Gross Premium	YOY Change	Consumer Pays	Market Share
1	L.A. Care HMO	\$287	\$275	-4.4%	\$130	10.7%
2	Kaiser	\$315	\$299	-4.9%	\$154	37.2%
3	Oscar EPO	\$272	\$303	 11.1%	\$158	15%
4	Anthem HMO	\$336	\$319	 -5.1%	\$174	-
5	Molina HMO	\$330	\$335	1.4%	\$190	14%
6	HealthNet CSP	\$345	\$336	-2.5%	\$191	0.4%
7	HealthNet PPO	\$345	\$377	9.4%	\$232	6.9%
8	Blue Shield PPO	\$418	\$407	-3.9%	\$257	15.8%

- 0.4% weighted average decrease

# SILVER 2021 Region 16 Rates

Lowest Price	Health Plan	2020 Monthly Gross Premium	2021 Monthly Gross Premium	YOY Change	Consumer Pays	Market Share
1	Molina HMO	\$363	\$347	-4.4%	\$202	2.4%
2	L.A. Care HMO	\$371	\$352	-5.2%	\$207	32.1%
3	HealthNet HMO	\$366	\$364	-0.5%	\$219	21.3%
4	Anthem HMO	\$407	\$365	 -10.2%	\$221	-
5	Oscar EPO	\$362	\$369	1.8%	\$224	4%
6	Kaiser	\$390	\$370	-5.1%	\$225	15.5%
7	Blue Shield HMO	\$452	\$415	-8.2%	\$271	2.5%
8	Blue Shield PPO	\$534	\$517	-3.2%	\$373	20.2%
9	HealthNet PPO	\$491	\$536	 9.4%	\$392	2%

- 3.3% weighted average decrease
- \$189 price spread (consumer could save by switching from highest to lowest)

# BRONZE 2021 Region 17 Rates

Lowest Price	Health Plan	2020 Monthly Gross Premium	2021 Monthly Gross Premium	YOY Change	Consumer Pays	Market Share
1	HealthNet PPO	\$293	\$310	▲ 5.8%	\$166	27.5%
2	Molina HMO	\$327	\$325	-0.6%	\$181	24.6%
3	Kaiser	\$315	\$325	3.4%	\$181	33.8%
4	HealthNet HSP	\$337	\$329	-2.5%	\$184	-
5	Anthem HMO	\$353	\$335	▼ -5.2%	\$190	-
6	Blue Shield PPO	\$372	\$354	-4.8%	\$210	14.1%

- 1.9% weighted average increase

# SILVER 2021 Region 17 Rates

Lowest Price	Health Plan	2020 Monthly Gross Premium	2021 Monthly Gross Premium	YOY Change	Consumer Pays	Market Share
1	Molina HMO	\$359	\$336	-6.3%	\$192	7.1%
2	Blue Shield HMO	\$381	\$352	-7.6%	\$207	29.3%
3	HealthNet HMO	\$351	\$361	2.9%	\$217	25%
4	Anthem HMO	\$428	\$384	▼ -10.2%	\$239	-
5	Kaiser	\$390	\$402	3.2%	\$258	13.8%
6	HealthNet PPO	\$417	\$442	▲ 5.8%	\$297	5.5%
7	Blue Shield PPO	\$476	\$457	-4.1%	\$312	19.3%

- 2% weighted average decrease
- \$121 price spread (consumer could save by switching from highest to lowest)

# BRONZE 2021 Region 18 Rates

Lowest Price	Health Plan	2020 Monthly Gross Premium	2021 Monthly Gross Premium	YOY Change	Consumer Pays	Market Share
1	Oscar EPO	\$271	\$299 ▲	10.3%	\$128	25.2%
2	HealthNet HSP	\$322	\$313	-2.5%	\$142	-
3	Anthem HMO	-	\$330	New	\$159	-
4	Kaiser	\$359	\$334 ▼	-7%	\$162	28.5%
5	HealthNet PPO	\$330	\$351	6.4%	\$180	12.2%
6	Molina HMO	\$387	\$379	-2.2%	\$207	8.5%
7	Blue Shield PPO	\$396	\$388	-2.1%	\$216	25.6%



- 0.7% weighted average increase
- Anthem new entrant for 2021

# SILVER 2021 Region 18 Rates

Lowest Price	Health Plan	2020 Monthly Gross Premium	2021 Monthly Gross Premium	YOY Change	Consumer Pays	Market Share
1	Oscar EPO	\$361	\$364	1%	\$193	2.2%
2	Anthem HMO	-	\$379	New	\$207	-
3	Molina HMO	\$425	\$392	▼ -7.8%	\$220	2.2%
4	HealthNet HMO	\$382	\$396	3.7%	\$225	42.1%
5	Kaiser	\$445	\$413	-7.2%	\$242	9.7%
6	Blue Shield HMO	\$438	\$414	-5.4%	\$243	9%
7	Blue Shield PPO	\$507	\$500	-1.4%	\$328	33%
8	HealthNet PPO	\$470	\$500	▲ 6.4%	\$329	1.8%



- 0.1% weighted average decrease
- Anthem new entrant for 2021
- \$136 price spread (consumer could save by switching from highest to lowest)

# BRONZE 2021 Region 19 Rates

Lowest Price	Health Plan	2020 Monthly Gross Premium	2021 Monthly Gross Premium	YOY Change	Consumer Pays	Market Share
1	HealthNet HSP	\$325	\$317	-2.5%	\$157	-
2	Molina HMO	\$337	\$332	-1.6%	\$170	29.7%
3	Kaiser	\$348	\$338	-2.9%	\$178	38.7%
4	Sharp HMO	\$356	\$361	 1.4%	\$201	18.2%
5	HealthNet PPO	\$366	\$371	1.4%	\$211	3.7%
6	Blue Shield PPO	\$440	\$423	 -3.8%	\$263	9.6%

- 1.7% weighted average decrease
- HealthNet CSP remains as the lowest priced bronze plan with a 2.5% price decrease from last year

# SILVER 2021 Region 19 Rates

Lowest Price	Health Plan	2020 Monthly Gross Premium	2021 Monthly Gross Premium	YOY Change	Consumer Pays	Market Share
1	Molina HMO	\$370	\$343	 -7.2%	\$183	11.8%
2	HealthNet HMO	\$359	\$367	 2.3%	\$207	32.7%
3	Sharp Copay HMO 1	\$385	\$374	-2.9%	\$214	7.3%
4	Blue Shield HMO	\$427	\$409	-4.2%	\$248	11.9%
5	Kaiser	\$431	\$418	-3%	\$258	15%
6	Sharp Coin HMO 2	\$447	\$435	-2.7%	\$275	7.3%
7	HealthNet PPO	\$520	\$528	1.4%	\$367	0.7%
8	Blue Shield PPO	\$563	\$546	-3.1%	\$386	13.3%

- 1.9% weighted average decrease
- \$203 price spread (consumer could save by switching from highest to lowest)



# 2021 REGIONAL HEALTH PLAN SCENARIOS

Rates for 25 and 40-year-old Premiums by County

# Alameda County (Region 6):

## Rates for 25 and 40-year-old

- The lowest-priced plan for each metal tier is shown in **bold green font**
- The second-lowest silver plan is shown with a **red square**
- Premium rates shown are for a 25-year-old and a 40-year-old single individual.
- Plans that are not offered in all ZIP codes in the county are shown with an asterisk (\*)

### 25-year-old Single Individual

Plan	Minimum	Bronze HDHP	Bronze	Silver	Gold	Platinum
Blue Shield PPO	\$357	\$366	\$371	\$478	\$560	\$752
Blue Shield HMO	-	-	-	\$443	\$532	\$751
Kaiser HMO Coin	<b>\$240</b>	<b>\$311</b>	-	-	<b>\$434</b>	-
Kaiser HMO Copay	-	-	<b>\$316</b>	<b>\$391</b>	\$456	<b>\$491</b>

### 40-year-old Single Individual

Plan	Minimum	Bronze HDHP	Bronze	Silver	Gold	Platinum
Blue Shield PPO	\$455	\$466	\$472	\$608	\$713	\$958
Blue Shield HMO	-	-	-	\$564	\$677	\$956
Kaiser HMO Coin	<b>\$305</b>	<b>\$396</b>	-	-	<b>\$553</b>	-
Kaiser HMO Copay	-	-	<b>\$402</b>	<b>\$498</b>	\$581	<b>\$624</b>



# Alpine County (Region 1):

## Rates for 25 and 40-year-old

- The lowest-priced plan for each metal tier is shown in **bold green font**
- The second-lowest silver plan is shown with a **red square**
- Premium rates shown are for a 25-year-old and a 40-year-old single individual.
- Plans that are not offered in all ZIP codes in the county are shown with an asterisk (\*)

### 25-year-old Single Individual

Plan	Minimum	Bronze HDHP	Bronze	Silver	Gold	Platinum
Anthem EPO	<b>\$256</b>	<b>\$354</b>	\$381	<b>\$438</b>	<b>\$541</b>	<b>\$733</b>
Blue Shield PPO	\$364	\$373	<b>\$377</b>	\$486	\$570	\$766

### 40-year-old Single Individual

Plan	Minimum	Bronze HDHP	Bronze	Silver	Gold	Platinum
Anthem EPO	<b>\$326</b>	<b>\$451</b>	\$485	<b>\$557</b>	<b>\$689</b>	<b>\$933</b>
Blue Shield PPO	\$463	\$475	<b>\$480</b>	\$619	\$725	\$975



# Amador County (Region 1):

## Rates for 25 and 40-year-old

- The lowest-priced plan for each metal tier is shown in **bold green font**
- The second-lowest silver plan is shown with a **red square**
- Premium rates shown are for a 25-year-old and a 40-year-old single individual.
- Plans that are not offered in all ZIP codes in the county are shown with an asterisk (\*)

### 25-year-old Single Individual

Plan	Minimum	Bronze HDHP	Bronze	Silver	Gold	Platinum
Anthem EPO	\$256	\$354	\$381	<b>\$438</b>	\$541	\$733
Blue Shield PPO	\$364	\$373	\$377	\$486	\$570	\$766
Kaiser HMO Coin*	<b>\$234</b>	<b>\$303</b>	-	-	<b>\$423</b>	-
Kaiser HMO Copay*	-	-	<b>\$308</b>	<b>\$381</b>	\$445	<b>\$478</b>

### 40-year-old Single Individual

Plan	Minimum	Bronze HDHP	Bronze	Silver	Gold	Platinum
Anthem EPO	\$326	\$451	\$485	\$557	\$689	\$933
Blue Shield PPO	\$463	\$475	\$480	<b>\$619</b>	\$725	\$975
Kaiser HMO Coin*	<b>\$297</b>	<b>\$386</b>	-	-	<b>\$539</b>	-
Kaiser HMO Copay*	-	-	<b>\$392</b>	<b>\$485</b>	\$566	<b>\$608</b>



# Butte County (Region 1):

## Rates for 25 and 40-year-old

- The lowest-priced plan for each metal tier is shown in **bold green font**
- The second-lowest silver plan is shown with a **red square**
- Premium rates shown are for a 25-year-old and a 40-year-old single individual.
- Plans that are not offered in all ZIP codes in the county are shown with an asterisk (\*)

### 25-year-old Single Individual

Plan	Minimum	Bronze HDHP	Bronze	Silver	Gold	Platinum
Anthem EPO	<b>\$256</b>	<b>\$354</b>	\$381	<b>\$438</b>	<b>\$541</b>	<b>\$733</b>
Blue Shield PPO	\$364	\$373	<b>\$377</b>	\$486	\$570	\$766

### 40-year-old Single Individual

Plan	Minimum	Bronze HDHP	Bronze	Silver	Gold	Platinum
Anthem EPO	<b>\$326</b>	<b>\$451</b>	\$485	<b>\$557</b>	<b>\$689</b>	<b>\$933</b>
Blue Shield PPO	\$463	\$475	<b>\$480</b>	\$619	\$725	\$975



# Calaveras County (Region 1):

## Rates for 25 and 40-year-old

- The lowest-priced plan for each metal tier is shown in **bold green font**
- The second-lowest silver plan is shown with a **red square**
- Premium rates shown are for a 25-year-old and a 40-year-old single individual.
- Plans that are not offered in all ZIP codes in the county are shown with an asterisk (\*)

### 25-year-old Single Individual

Plan	Minimum	Bronze HDHP	Bronze	Silver	Gold	Platinum
Anthem EPO	<b>\$256</b>	<b>\$354</b>	\$381	<b>\$438</b>	<b>\$541</b>	<b>\$733</b>
Blue Shield PPO	\$364	\$373	<b>\$377</b>	<b>\$486</b>	\$570	\$766

### 40-year-old Single Individual

Plan	Minimum	Bronze HDHP	Bronze	Silver	Gold	Platinum
Anthem EPO	<b>\$326</b>	<b>\$451</b>	\$485	<b>\$557</b>	<b>\$689</b>	<b>\$933</b>
Blue Shield PPO	\$463	\$475	<b>\$480</b>	<b>\$619</b>	\$725	\$975



# Colusa County (Region 1):

## Rates for 25 and 40-year-old

- The lowest-priced plan for each metal tier is shown in **bold green font**
- The second-lowest silver plan is shown with a **red square**
- Premium rates shown are for a 25-year-old and a 40-year-old single individual.
- Plans that are not offered in all ZIP codes in the county are shown with an asterisk (\*)

### 25-year-old Single Individual

Plan	Minimum	Bronze HDHP	Bronze	Silver	Gold	Platinum
Anthem EPO	<b>\$256</b>	<b>\$354</b>	\$381	<b>\$438</b>	<b>\$541</b>	<b>\$733</b>
Blue Shield PPO	\$364	\$373	<b>\$377</b>	<b>\$486</b>	\$570	\$766

### 40-year-old Single Individual

Plan	Minimum	Bronze HDHP	Bronze	Silver	Gold	Platinum
Anthem EPO	<b>\$326</b>	<b>\$451</b>	\$485	<b>\$557</b>	<b>\$689</b>	<b>\$933</b>
Blue Shield PPO	\$463	\$475	<b>\$480</b>	<b>\$619</b>	\$725	\$975



# Contra Costa County (Region 5):

## Rates for 25 and 40-year-old

- The lowest-priced plan for each metal tier is shown in **bold green font**
- The second-lowest silver plan is shown with a **red square**
- Premium rates shown are for a 25-year-old and a 40-year-old single individual.
- Plans that are not offered in all ZIP codes in the county are shown with an asterisk (\*)

### 25-year-old Single Individual

Plan	Minimum	Bronze HDHP	Bronze	Silver	Gold	Platinum
Blue Shield PPO	\$357	\$366	\$370	\$477	\$559	\$752
Blue Shield HMO	-	-	-	\$508	\$610	\$862
Health Net EPO	\$366	-	\$464	\$695	\$768	\$907
Kaiser HMO Coin	<b>\$234</b>	<b>\$303</b>	-	-	<b>\$423</b>	-
Kaiser HMO Copay	-	-	<b>\$308</b>	<b>\$381</b>	\$445	<b>\$478</b>

### 40-year-old Single Individual

Plan	Minimum	Bronze HDHP	Bronze	Silver	Gold	Platinum
Blue Shield PPO	\$455	\$466	\$471	\$608	\$712	\$957
Blue Shield HMO	-	-	-	\$647	\$777	\$1,097
Health Net EPO	\$466	-	\$591	\$885	\$978	\$1,155
Kaiser HMO Coin	<b>\$297</b>	<b>\$386</b>	-	-	<b>\$539</b>	-
Kaiser HMO Copay	-	-	<b>\$392</b>	<b>\$485</b>	\$566	<b>\$608</b>





# Del Norte County (Region 1):

## Rates for 25 and 40-year-old

- The lowest-priced plan for each metal tier is shown in **bold green font**
- The second-lowest silver plan is shown with a **red square**
- Premium rates shown are for a 25-year-old and a 40-year-old single individual.
- Plans that are not offered in all ZIP codes in the county are shown with an asterisk (\*)

### 25-year-old Single Individual

Plan	Minimum	Bronze HDHP	Bronze	Silver	Gold	Platinum
Anthem EPO	<b>\$256</b>	<b>\$354</b>	\$381	<b>\$438</b>	<b>\$541</b>	<b>\$733</b>
Blue Shield PPO	\$364	\$373	<b>\$377</b>	<b>\$486</b>	\$570	\$766

### 40-year-old Single Individual

Plan	Minimum	Bronze HDHP	Bronze	Silver	Gold	Platinum
Anthem EPO	<b>\$326</b>	<b>\$451</b>	\$485	<b>\$557</b>	<b>\$689</b>	<b>\$933</b>
Blue Shield PPO	\$463	\$475	<b>\$480</b>	<b>\$619</b>	\$725	\$975



# El Dorado County (Region 3):

## Rates for 25 and 40-year-old

- The lowest-priced plan for each metal tier is shown in **bold green font**
- The second-lowest silver plan is shown with a **red square**
- Premium rates shown are for a 25-year-old and a 40-year-old single individual.
- Plans that are not offered in all ZIP codes in the county are shown with an asterisk (\*)

### 25-year-old Single Individual

Plan	Minimum	Bronze HDHP	Bronze	Silver	Gold	Platinum
Blue Shield PPO	\$401	\$412	\$416	\$537	\$629	\$845
Blue Shield HMO*	-	-	-	<b>\$363</b>	\$436	\$616
Kaiser HMO Coin*	<b>\$234</b>	<b>\$303</b>	-	-	<b>\$423</b>	-
Kaiser HMO Copay*	-	-	\$308	\$381	\$445	<b>\$478</b>
Western HMO*	\$255	\$305	<b>\$304</b>	\$405	\$442	\$490

### 40-year-old Single Individual

Plan	-	Bronze HDHP	Bronze	Silver	Gold	Platinum
Blue Shield PPO	\$511	\$524	\$530	\$683	\$801	\$1,076
Blue Shield HMO*	-	-	-	<b>\$462</b>	\$555	\$784
Kaiser HMO Coin*	<b>\$297</b>	<b>\$386</b>	-	-	<b>\$539</b>	-
Kaiser HMO Copay*	-	-	<b>\$392</b>	<b>\$485</b>	\$566	<b>\$608</b>
Western HMO*	\$324	\$388	\$387	\$516	\$562	\$624



# Fresno County (Region 11):

## Rates for 25 and 40-year-old

- The lowest-priced plan for each metal tier is shown in **bold green font**
- The second-lowest silver plan is shown with a **red square**
- Premium rates shown are for a 25-year-old and a 40-year-old single individual.
- Plans that are not offered in all ZIP codes in the county are shown with an asterisk (\*)

### 25-year-old Single Individual

Plan	Minimum	Bronze HDHP	Bronze	Silver	Gold	Platinum
Anthem HMO	<b>\$185</b>	-	\$275	<b>\$315</b>	<b>\$385</b>	\$527
Blue Shield PPO	\$225	<b>\$231</b>	<b>\$234</b>	<b>\$301</b>	\$353	\$474
Blue Shield HMO*	-	-	-	\$419	\$503	\$710
Kaiser HMO Coin*	\$199	\$259	-	-	\$361	-
Kaiser HMO Copay*	-	-	\$262	\$325	\$379	<b>\$408</b>

### 40-year-old Single Individual

Plan	Minimum	Bronze HDHP	Bronze	Silver	Gold	Platinum
Anthem HMO	<b>\$235</b>	-	\$350	<b>\$402</b>	<b>\$490</b>	\$671
Blue Shield PPO	\$287	<b>\$294</b>	<b>\$297</b>	<b>\$383</b>	\$449	\$604
Blue Shield HMO*	-	-	-	\$533	\$640	\$904
Kaiser HMO Coin*	\$254	\$329	-	-	\$459	-
Kaiser HMO Copay*	-	-	\$334	\$413	\$493	<b>\$519</b>



# Glenn County (Region 1):

## Rates for 25 and 40-year-old

- The lowest-priced plan for each metal tier is shown in **bold green font**
- The second-lowest silver plan is shown with a **red square**
- Premium rates shown are for a 25-year-old and a 40-year-old single individual.
- Plans that are not offered in all ZIP codes in the county are shown with an asterisk (\*)

### 25-year-old Single Individual

Plan	Minimum	Bronze HDHP	Bronze	Silver	Gold	Platinum
Anthem EPO	<b>\$256</b>	<b>\$354</b>	\$381	<b>\$438</b>	<b>\$541</b>	<b>\$733</b>
Blue Shield PPO	\$364	\$373	<b>\$377</b>	<b>\$486</b>	\$570	\$766

### 40-year-old Single Individual

Plan	Minimum	Bronze HDHP	Bronze	Silver	Gold	Platinum
Anthem EPO	<b>\$326</b>	<b>\$451</b>	\$485	<b>\$557</b>	<b>\$689</b>	<b>\$933</b>
Blue Shield PPO	\$463	\$475	<b>\$480</b>	<b>\$619</b>	\$725	\$975



# Humboldt County (Region 1):

## Rates for 25 and 40-year-old

- The lowest-priced plan for each metal tier is shown in **bold green font**
- The second-lowest silver plan is shown with a **red square**
- Premium rates shown are for a 25-year-old and a 40-year-old single individual.
- Plans that are not offered in all ZIP codes in the county are shown with an asterisk (\*)

### 25-year-old Single Individual

Plan	Minimum	Bronze HDHP	Bronze	Silver	Gold	Platinum
Anthem EPO	<b>\$256</b>	<b>\$354</b>	\$381	<b>\$438</b>	<b>\$541</b>	<b>\$733</b>
Blue Shield PPO	\$364	\$373	<b>\$377</b>	<b>\$486</b>	\$570	\$766

### 40-year-old Single Individual

Plan	Minimum	Bronze HDHP	Bronze	Silver	Gold	Platinum
Anthem EPO	<b>\$326</b>	<b>\$451</b>	\$485	<b>\$557</b>	<b>\$689</b>	<b>\$933</b>
Blue Shield PPO	\$463	\$475	<b>\$480</b>	<b>\$619</b>	\$725	\$975



# Imperial County (Region 13):

## Rates for 25 and 40-year-old

- The lowest-priced plan for each metal tier is shown in **bold green font**
- The second-lowest silver plan is shown with a **red square**
- Premium rates shown are for a 25-year-old and a 40-year-old single individual.
- Plans that are not offered in all ZIP codes in the county are shown with an asterisk (\*)

### 25-year-old Single Individual

Plan	Minimum	Bronze HDHP	Bronze	Silver	Gold	Platinum
Anthem EPO	\$319	\$442	\$476	\$546	\$675	\$915
Blue Shield PPO	\$347	\$356	\$360	\$464	\$543	\$730
Kaiser HMO Coin*	<b>\$221</b>	<b>\$288</b>	-	-	\$401	-
Kaiser HMO Copay*	-	-	\$292	<b>\$361</b>	\$421	\$453
Molina HMO	\$241	-	<b>\$276</b>	<b>\$286</b>	<b>\$295</b>	<b>\$341</b>

### 40-year-old Single Individual

Plan	Minimum	Bronze HDHP	Bronze	Silver	Gold	Platinum
Anthem EPO	\$406	\$563	\$605	\$695	\$859	\$1,164
Blue Shield PPO	\$441	\$453	\$458	\$590	\$692	\$930
Kaiser HMO Coin*	<b>\$282</b>	<b>\$366</b>	-	-	\$510	-
Kaiser HMO Copay*	-	-	\$371	<b>\$459</b>	\$536	\$576
Molina HMO	\$307	-	<b>\$352</b>	<b>\$364</b>	<b>\$376</b>	<b>\$434</b>



# Inyo County (Region 13):

## Rates for 25 and 40-year-old

- The lowest-priced plan for each metal tier is shown in **bold green font**
- The second-lowest silver plan is shown with a **red square**
- Premium rates shown are for a 25-year-old and a 40-year-old single individual.
- Plans that are not offered in all ZIP codes in the county are shown with an asterisk (\*)

### 25-year-old Single Individual

Plan	Minimum	Bronze HDHP	Bronze	Silver	Gold	Platinum
Anthem EPO	<b>\$319</b>	\$442	\$476	<b>\$546</b>	\$675	\$915
Blue Shield PPO	\$347	<b>\$356</b>	<b>\$360</b>	<b>\$464</b>	<b>\$543</b>	<b>\$730</b>

### 40-year-old Single Individual

Plan	Minimum	Bronze HDHP	Bronze	Silver	Gold	Platinum
Anthem EPO	<b>\$406</b>	\$563	\$605	<b>\$695</b>	\$859	\$1,164
Blue Shield PPO	\$441	<b>\$453</b>	<b>\$458</b>	<b>\$590</b>	<b>\$692</b>	<b>\$930</b>



# Kern County (Region 14):

## Rates for 25 and 40-year-old

- The lowest-priced plan for each metal tier is shown in **bold green font**
- The second-lowest silver plan is shown with a **red square**
- Premium rates shown are for a 25-year-old and a 40-year-old single individual.
- Plans that are not offered in all ZIP codes in the county are shown with an asterisk (\*)

### 25-year-old Single Individual

Plan	Minimum	Bronze HDHP	Bronze	Silver	Gold	Platinum
Anthem EPO	\$238	\$329	\$354	\$406	\$502	\$681
Blue Shield PPO	\$237	<b>\$243</b>	<b>\$246</b>	<b>\$317</b>	<b>\$371</b>	\$499
Blue Shield HMO*	-	-	-	\$343	\$412	\$582
Health Net HSP*	<b>\$196</b>	-	\$249	-	-	-
Health Net HMO*	-	-	-	<b>\$315</b>	\$374	\$449
Kaiser HMO Coin*	\$212	\$275	-	-	\$403	-
Kaiser HMO Copay*	-	-	\$279	\$345	\$384	<b>\$433</b>

### 40-year-old Single Individual

Plan	Minimum	Bronze HDHP	Bronze	Silver	Gold	Platinum
Anthem EPO	\$303	\$419	\$451	\$517	\$639	\$867
Blue Shield PPO	\$302	<b>\$309</b>	<b>\$313</b>	<b>\$403</b>	<b>\$473</b>	\$635
Blue Shield HMO*	-	-	-	\$437	\$524	\$741
Health Net HSP*	<b>\$250</b>	-	\$317	-	-	-
Health Net HMO*	-	-	-	<b>\$401</b>	\$477	\$572
Kaiser HMO Coin*	\$270	\$350	-	-	\$488	-
Kaiser HMO Copay*	-	-	\$355	\$440	\$513	<b>\$552</b>





# Kings County (Region 11):

## Rates for 25 and 40-year-old

- The lowest-priced plan for each metal tier is shown in **bold green font**
- The second-lowest silver plan is shown with a **red square**
- Premium rates shown are for a 25-year-old and a 40-year-old single individual.
- Plans that are not offered in all ZIP codes in the county are shown with an asterisk (\*)

### 25-year-old Single Individual

Plan	Minimum	Bronze HDHP	Bronze	Silver	Gold	Platinum
Anthem HMO	<b>\$185</b>	-	\$275	<b>\$315</b>	<b>\$385</b>	\$527
Blue Shield PPO	\$225	<b>\$231</b>	<b>\$234</b>	<b>\$301</b>	\$353	\$474
Blue Shield HMO*	-	-	-	\$419	\$503	\$710
Kaiser HMO Coin*	\$199	\$259	-	-	\$361	-
Kaiser HMO Copay*	-	-	\$262	\$325	\$379	<b>\$408</b>

### 40-year-old Single Individual

Plan	-	Bronze HDHP	Bronze	Silver	Gold	Platinum
Anthem HMO	<b>\$235</b>	-	\$350	<b>\$402</b>	<b>\$490</b>	\$671
Blue Shield PPO	\$287	<b>\$294</b>	<b>\$297</b>	<b>\$383</b>	\$449	\$604
Blue Shield HMO*	-	-	-	\$533	\$640	\$904
Kaiser HMO Coin*	\$254	\$329	-	-	\$459	-
Kaiser HMO Copay*	-	-	\$334	\$413	\$493	<b>\$519</b>



# Lake County (Region 1):

## Rates for 25 and 40-year-old

- The lowest-priced plan for each metal tier is shown in **bold green font**
- The second-lowest silver plan is shown with a **red square**
- Premium rates shown are for a 25-year-old and a 40-year-old single individual.
- Plans that are not offered in all ZIP codes in the county are shown with an asterisk (\*)

### 25-year-old Single Individual

Plan	Minimum	Bronze HDHP	Bronze	Silver	Gold	Platinum
Anthem EPO	<b>\$256</b>	<b>\$354</b>	\$381	<b>\$438</b>	<b>\$541</b>	<b>\$733</b>
Blue Shield PPO	\$364	\$373	<b>\$377</b>	<b>\$486</b>	\$570	\$766

### 40-year-old Single Individual

Plan	Minimum	Bronze HDHP	Bronze	Silver	Gold	Platinum
Anthem EPO	<b>\$326</b>	<b>\$451</b>	\$485	<b>\$557</b>	<b>\$689</b>	<b>\$933</b>
Blue Shield PPO	\$463	\$475	<b>\$480</b>	<b>\$619</b>	\$725	\$975



# Lassen County (Region 1):

## Rates for 25 and 40-year-old

- The lowest-priced plan for each metal tier is shown in **bold green font**
- The second-lowest silver plan is shown with a **red square**
- Premium rates shown are for a 25-year-old and a 40-year-old single individual.
- Plans that are not offered in all ZIP codes in the county are shown with an asterisk (\*)

### 25-year-old Single Individual

Plan	Minimum	Bronze HDHP	Bronze	Silver	Gold	Platinum
Anthem EPO	<b>\$256</b>	<b>\$354</b>	\$381	<b>\$438</b>	<b>\$541</b>	<b>\$733</b>
Blue Shield PPO	\$364	\$373	<b>\$377</b>	<b>\$486</b>	\$570	\$766

### 40-year-old Single Individual

Plan	Minimum	Bronze HDHP	Bronze	Silver	Gold	Platinum
Anthem EPO	<b>\$326</b>	<b>\$451</b>	\$485	<b>\$557</b>	<b>\$689</b>	<b>\$933</b>
Blue Shield PPO	\$463	\$475	<b>\$480</b>	<b>\$619</b>	\$725	\$975



# Los Angeles County – Northeast (Region 15): Rates for 25 and 40-year-old

- The lowest-priced plan for each metal tier is shown in **bold green font**
- The second-lowest silver plan is shown with a **red square**
- Premium rates shown are for a 25-year-old and a 40-year-old single individual.
- Plans that are not offered in all ZIP codes in the county are shown with an asterisk (\*)

## 25-year-old Single Individual

Plan	Minimum	Bronze HDHP	Bronze	Silver	Gold	Platinum
Anthem HMO	<b>\$163</b>	-	\$243	\$279	\$340	\$465
Blue Shield PPO	\$257	\$264	\$267	\$344	\$403	\$542
Blue Shield HMO*	-	-	-	<b>\$257</b>	\$309	\$437
Health Net PPO	\$185	\$232	\$234	\$333	\$396	\$506
Health Net HSP	\$186	-	\$235	-	-	-
Health Net HMO	-	-	-	\$270	\$321	\$385
Kaiser HMO Coin*	\$174	<b>\$227</b>	-	-	\$316	-
Kaiser HMO Copay*	-	-	\$230	\$284	\$332	\$357
L.A. Care HMO*	\$193	-	<b>\$199</b>	<b>\$255</b>	<b>\$268</b>	<b>\$308</b>
Molina HMO*	\$236	-	\$271	\$281	\$290	\$335
Oscar EPO*	\$169	\$228	\$236	\$287	\$325	\$429



# Los Angeles County – Northeast (Region 15): Rates for 25 and 40-year-old

- The lowest-priced plan for each metal tier is shown in **bold green font**
- The second-lowest silver plan is shown with a **red square**
- Premium rates shown are for a 25-year-old and a 40-year-old single individual.
- Plans that are not offered in all ZIP codes in the county are shown with an asterisk (\*)

## 40-year-old Single Individual

Plan	Minimum	Bronze HDHP	Bronze	Silver	Gold	Platinum
Anthem HMO	<b>\$208</b>	-	\$309	\$355	\$433	\$592
Blue Shield PPO	\$328	\$336	\$340	\$438	\$514	\$690
Blue Shield HMO*	-	-	-	<b>\$328</b>	\$394	\$556
Health Net PPO	\$236	\$295	\$298	\$423	\$504	\$644
Health Net HSP	\$236	-	\$300	-	-	-
Health Net HMO	-	-	-	\$343	\$409	\$490
Kaiser HMO Coin*	\$222	<b>\$288</b>	-	-	\$402	-
Kaiser HMO Copay*	-	-	\$292	\$362	\$423	\$434
L.A. Care HMO*	\$246	-	<b>\$253</b>	<b>\$325</b>	<b>\$341</b>	<b>\$392</b>
Molina HMO*	\$301	-	\$345	\$357	\$369	\$426
Oscar EPO*	\$215	\$290	\$300	\$365	\$413	\$546



# Los Angeles County – Southwest (Region 16)

## Rates for 25 and 40-year-old

- The lowest-priced plan for each metal tier is shown in **bold green font**
- The second-lowest silver plan is shown with a **red square**
- Premium rates shown are for a 25-year-old and a 40-year-old single individual.
- Plans that are not offered in all ZIP codes in the county are shown with an asterisk (\*)

### 25-year-old Single Individual

Plan	Minimum	Bronze HDHP	Bronze	Silver	Gold	Platinum
Anthem HMO	<b>\$168</b>	-	\$250	\$287	\$351	\$480
Blue Shield PPO	\$304	\$312	\$315	\$406	\$476	\$640
Blue Shield HMO*	-	-	-	\$326	\$392	\$554
Health Net PPO	\$234	\$294	\$296	\$421	\$502	\$640
Health Net HSP	\$206	-	\$264	-	-	-
Health Net HMO	-	-	-	\$286	\$340	\$408
Kaiser HMO Coin	\$178	\$232	-	-	\$323	-
Kaiser HMO Copay	-	-	\$235	\$291	\$339	\$365
L.A. Care HMO	\$209	-	<b>\$216</b>	<b>\$277</b>	\$291	\$334
Molina HMO*	\$230	-	\$263	<b>\$272</b>	<b>\$281</b>	<b>\$325</b>
Oscar EPO*	\$170	<b>\$230</b>	\$238	\$290	\$328	\$433



# Los Angeles County – Southwest (Region 16)

## Rates for 25 and 40-year-old

- The lowest-priced plan for each metal tier is shown in **bold green font**
- The second-lowest silver plan is shown with a **red square**
- Premium rates shown are for a 25-year-old and a 40-year-old single individual.
- Plans that are not offered in all ZIP codes in the county are shown with an asterisk (\*)

### 40-year-old Single Individual

Plan	Minimum	Bronze HDHP	Bronze	Silver	Gold	Platinum
Anthem HMO	<b>\$214</b>	-	\$319	\$365	\$446	\$610
Blue Shield PPO	\$387	\$397	\$401	\$517	\$606	\$815
Blue Shield HMO*	-	-	-	\$415	\$499	\$705
Health Net PPO	\$298	\$374	\$377	\$536	\$639	\$815
Health Net HSP	\$265	-	\$336	-	-	-
Health Net HMO	-	-	-	\$364	\$433	\$519
Kaiser HMO Coin	\$227	\$295	-	-	\$411	-
Kaiser HMO Copay	-	-	\$299	\$370	\$432	\$464
L.A. Care HMO	\$266	-	<b>\$275</b>	<b>\$352</b>	\$370	\$425
Molina HMO*	\$292	-	\$335	<b>\$347</b>	<b>\$358</b>	<b>\$414</b>
Oscar EPO*	\$217	<b>\$293</b>	\$303	\$369	\$417	\$551



# Madera County (Region 11):

## Rates for 25 and 40-year-old

- The lowest-priced plan for each metal tier is shown in **bold green font**
- The second-lowest silver plan is shown with a **red square**
- Premium rates shown are for a 25-year-old and a 40-year-old single individual.
- Plans that are not offered in all ZIP codes in the county are shown with an asterisk (\*)

### 25-year-old Single Individual

Plan	Minimum	Bronze HDHP	Bronze	Silver	Gold	Platinum
Anthem HMO	<b>\$185</b>	-	\$275	<b>\$315</b>	\$385	\$527
Blue Shield PPO	\$225	<b>\$231</b>	<b>\$234</b>	<b>\$301</b>	<b>\$353</b>	\$474
Kaiser HMO Coin*	\$199	\$259	-	-	\$361	-
Kaiser HMO Copay*	-	-	\$262	\$325	\$379	<b>\$408</b>

### 40-year-old Single Individual

Plan	-	Bronze HDHP	Bronze	Silver	Gold	Platinum
Anthem HMO	<b>\$235</b>	-	\$350	<b>\$402</b>	\$490	\$671
Blue Shield PPO	\$287	<b>\$294</b>	<b>\$297</b>	<b>\$383</b>	<b>\$449</b>	\$604
Kaiser HMO Coin*	\$254	\$329	-	-	\$459	-
Kaiser HMO Copay*	-	-	\$334	\$413	\$493	<b>\$519</b>





# Marin County (Region 2):

## Rates for 25 and 40-year-old

- The lowest-priced plan for each metal tier is shown in **bold green font**
- The second-lowest silver plan is shown with a **red square**
- Premium rates shown are for a 25-year-old and a 40-year-old single individual.
- Plans that are not offered in all ZIP codes in the county are shown with an asterisk (\*)

### 25-year-old Single Individual

Plan	Minimum	Bronze HDHP	Bronze	Silver	Gold	Platinum
Blue Shield PPO	\$394	\$404	\$409	\$527	\$617	\$830
Blue Shield HMO*	-	-	-	\$544	\$654	\$923
Health Net EPO	\$376	-	\$478	\$715	\$790	\$933
Kaiser HMO Coin	\$246	\$319	-	-	<b>\$445</b>	-
Kaiser HMO Copay	-	-	\$324	<b>\$401</b>	\$468	\$503
Western HMO	<b>\$240</b>	<b>\$315</b>	<b>\$312</b>	<b>\$420</b>	\$460	<b>\$501</b>

### 40-year-old Single Individual

Plan	-	Bronze HDHP	Bronze	Silver	Gold	Platinum
Blue Shield PPO	\$501	\$514	\$520	\$670	\$786	\$1,056
Blue Shield HMO*	-	-	-	\$693	\$832	\$1,175
Health Net EPO	\$479	-	\$608	\$911	\$1,006	\$1,188
Kaiser HMO Coin	\$313	\$407	-	-	<b>\$567</b>	-
Kaiser HMO Copay	-	-	\$412	<b>\$510</b>	\$596	\$640
Western HMO	<b>\$305</b>	<b>\$401</b>	<b>\$397</b>	<b>\$535</b>	\$586	<b>\$638</b>



# Mariposa County (Region 10):

## Rates for 25 and 40-year-old

- The lowest-priced plan for each metal tier is shown in **bold green font**
- The second-lowest silver plan is shown with a **red square**
- Premium rates shown are for a 25-year-old and a 40-year-old single individual.
- Plans that are not offered in all ZIP codes in the county are shown with an asterisk (\*)

### 25-year-old Single Individual

Plan	Minimum	Bronze HDHP	Bronze	Silver	Gold	Platinum
Anthem EPO	<b>\$208</b>	\$288	<b>\$310</b>	\$356	\$440	\$596
Blue Shield PPO	\$355	\$364	\$369	\$475	\$557	\$748
Kaiser HMO Coin*	\$209	<b>\$272</b>	-	-	<b>\$379</b>	-
Kaiser HMO Copay*	-	-	<b>\$275</b>	<b>\$341</b>	\$398	<b>\$428</b>

### 40-year-old Single Individual

Plan	-	Bronze HDHP	Bronze	Silver	Gold	Platinum
Anthem EPO	<b>\$265</b>	\$367	<b>\$395</b>	\$453	\$560	\$759
Blue Shield PPO	\$452	\$464	\$469	\$605	\$709	\$953
Kaiser HMO Coin*	\$266	<b>\$346</b>	-	-	\$507	-
Kaiser HMO Copay*	-	-	<b>\$351</b>	<b>\$434</b>	<b>\$482</b>	<b>\$544</b>



# Mendocino County (Region 1):

## Rates for 25 and 40-year-old

- The lowest-priced plan for each metal tier is shown in **bold green font**
- The second-lowest silver plan is shown with a **red square**
- Premium rates shown are for a 25-year-old and a 40-year-old single individual.
- Plans that are not offered in all ZIP codes in the county are shown with an asterisk (\*)

### 25-year-old Single Individual

Plan	Minimum	Bronze HDHP	Bronze	Silver	Gold	Platinum
Anthem EPO	<b>\$256</b>	<b>\$354</b>	\$381	<b>\$438</b>	<b>\$541</b>	<b>\$733</b>
Blue Shield PPO	\$364	\$373	<b>\$377</b>	<b>\$486</b>	\$570	\$766

### 40-year-old Single Individual

Plan	Minimum	Bronze HDHP	Bronze	Silver	Gold	Platinum
Anthem EPO	<b>\$326</b>	<b>\$451</b>	\$485	<b>\$557</b>	<b>\$689</b>	<b>\$933</b>
Blue Shield PPO	\$463	\$475	<b>\$480</b>	<b>\$619</b>	\$725	\$975



# Merced County (Region 10):

## Rates for 25 and 40-year-old

- The lowest-priced plan for each metal tier is shown in **bold green font**
- The second-lowest silver plan is shown with a **red square**
- Premium rates shown are for a 25-year-old and a 40-year-old single individual.
- Plans that are not offered in all ZIP codes in the county are shown with an asterisk (\*)

### 25-year-old Single Individual

Plan	Minimum	Bronze HDHP	Bronze	Silver	Gold	Platinum
Anthem EPO	<b>\$208</b>	<b>\$288</b>	<b>\$310</b>	<b>\$356</b>	<b>\$440</b>	<b>\$596</b>
Blue Shield PPO	\$355	\$364	\$369	\$475	\$557	\$748
Health Net EPO	\$373	-	\$473	\$709	\$783	\$924

### 40-year-old Single Individual

Plan	Minimum	Bronze HDHP	Bronze	Silver	Gold	Platinum
Anthem EPO	<b>\$265</b>	<b>\$367</b>	<b>\$395</b>	<b>\$453</b>	<b>\$560</b>	<b>\$759</b>
Blue Shield PPO	\$452	\$464	\$469	\$605	\$709	\$953
Health Net EPO	\$475	-	\$602	\$902	\$997	\$1,177



# Modoc County (Region 1):

## Rates for 25 and 40-year-old

- The lowest-priced plan for each metal tier is shown in **bold green font**
- The second-lowest silver plan is shown with a **red square**
- Premium rates shown are for a 25-year-old and a 40-year-old single individual.
- Plans that are not offered in all ZIP codes in the county are shown with an asterisk (\*)

### 25-year-old Single Individual

Plan	Minimum	Bronze HDHP	Bronze	Silver	Gold	Platinum
Anthem EPO	<b>\$256</b>	<b>\$354</b>	\$381	<b>\$438</b>	<b>\$541</b>	<b>\$733</b>
Blue Shield PPO	\$364	\$373	<b>\$377</b>	<b>\$486</b>	\$570	\$766

### 40-year-old Single Individual

Plan	Minimum	Bronze HDHP	Bronze	Silver	Gold	Platinum
Anthem EPO	<b>\$326</b>	<b>\$451</b>	\$485	<b>\$557</b>	<b>\$689</b>	<b>\$933</b>
Blue Shield PPO	\$463	\$475	<b>\$480</b>	<b>\$619</b>	\$725	\$975



# Mono County (Region 13):

## Rates for 25 and 40-year-old

- The lowest-priced plan for each metal tier is shown in **bold green font**
- The second-lowest silver plan is shown with a **red square**
- Premium rates shown are for a 25-year-old and a 40-year-old single individual.
- Plans that are not offered in all ZIP codes in the county are shown with an asterisk (\*)

### 25-year-old Single Individual

Plan	Minimum	Bronze HDHP	Bronze	Silver	Gold	Platinum
Anthem EPO	<b>\$319</b>	\$442	\$476	<b>\$546</b>	\$675	\$915
Blue Shield PPO	\$347	<b>\$356</b>	<b>\$360</b>	<b>\$464</b>	<b>\$543</b>	<b>\$730</b>

### 40-year-old Single Individual

Plan	Minimum	Bronze HDHP	Bronze	Silver	Gold	Platinum
Anthem EPO	<b>\$406</b>	\$563	\$605	<b>\$695</b>	\$859	\$1,164
Blue Shield PPO	\$441	<b>\$453</b>	<b>\$458</b>	<b>\$590</b>	<b>\$692</b>	<b>\$930</b>



# Monterey County (Region 9):

## Rates for 25 and 40-year-old

- The lowest-priced plan for each metal tier is shown in **bold green font**
- The second-lowest silver plan is shown with a **red square**
- Premium rates shown are for a 25-year-old and a 40-year-old single individual.
- Plans that are not offered in all ZIP codes in the county are shown with an asterisk (\*)

### 25-year-old Single Individual

Plan	Minimum	Bronze HDHP	Bronze	Silver	Gold	Platinum
Anthem EPO	<b>\$350</b>	\$484	\$521	<b>\$598</b>	\$739	\$1,002
Blue Shield PPO	\$451	<b>\$462</b>	<b>\$468</b>	<b>\$602</b>	<b>\$706</b>	<b>\$949</b>

### 40-year-old Single Individual

Plan	Minimum	Bronze HDHP	Bronze	Silver	Gold	Platinum
Anthem EPO	<b>\$445</b>	\$617	\$663	<b>\$761</b>	\$941	\$1,276
Blue Shield PPO	\$574	<b>\$588</b>	<b>\$595</b>	<b>\$767</b>	<b>\$899</b>	<b>\$1,208</b>

# Napa County (Region 2):

## Rates for 25 and 40-year-old

- The lowest-priced plan for each metal tier is shown in **bold green font**
- The second-lowest silver plan is shown with a **red square**
- Premium rates shown are for a 25-year-old and a 40-year-old single individual.
- Plans that are not offered in all ZIP codes in the county are shown with an asterisk (\*)

### 25-year-old Single Individual

Plan	Minimum	Bronze HDHP	Bronze	Silver	Gold	Platinum
Blue Shield PPO	\$394	\$404	\$409	\$527	\$617	\$830
Health Net EPO	\$376	-	\$478	\$715	\$790	\$933
Kaiser HMO Coin	\$246	\$319	-	-	<b>\$445</b>	-
Kaiser HMO Copay	-	-	\$324	<b>\$401</b>	\$468	\$503
Western HMO	<b>\$240</b>	<b>\$315</b>	<b>\$312</b>	<b>\$420</b>	\$460	<b>\$501</b>

### 40-year-old Single Individual

Plan	Minimum	Bronze HDHP	Bronze	Silver	Gold	Platinum
Blue Shield PPO	\$501	\$514	\$520	\$670	\$786	\$1,056
Health Net EPO	\$479	-	\$608	\$911	\$1,006	\$1,188
Kaiser HMO Coin	\$313	\$407	-	-	<b>\$567</b>	-
Kaiser HMO Copay	-	-	\$412	<b>\$510</b>	\$596	\$640
Western HMO	<b>\$305</b>	<b>\$401</b>	<b>\$397</b>	<b>\$535</b>	\$586	<b>\$638</b>





# Nevada County (Region 1):

## Rates for 25 and 40-year-old

- The lowest-priced plan for each metal tier is shown in **bold green font**
- The second-lowest silver plan is shown with a **red square**
- Premium rates shown are for a 25-year-old and a 40-year-old single individual.
- Plans that are not offered in all ZIP codes in the county are shown with an asterisk (\*)

### 25-year-old Single Individual

Plan	Minimum	Bronze HDHP	Bronze	Silver	Gold	Platinum
Anthem EPO	<b>\$256</b>	<b>\$354</b>	\$381	<b>\$438</b>	<b>\$541</b>	<b>\$733</b>
Blue Shield PPO	\$364	\$373	<b>\$377</b>	<b>\$486</b>	\$570	\$766
Blue Shield HMO*	-	-	-	\$529	\$635	\$897

### 40-year-old Single Individual

Plan	Minimum	Bronze HDHP	Bronze	Silver	Gold	Platinum
Anthem EPO	<b>\$326</b>	<b>\$451</b>	\$485	<b>\$557</b>	<b>\$689</b>	<b>\$933</b>
Blue Shield PPO	\$463	\$475	<b>\$480</b>	<b>\$619</b>	\$725	\$975
Blue Shield HMO*	-	-	-	\$673	\$808	\$1,141



# Orange County (Region 18):

## Rates for 25 and 40-year-old

- The lowest-priced plan for each metal tier is shown in **bold green font**
- The second-lowest silver plan is shown with a **red square**
- Premium rates shown are for a 25-year-old and a 40-year-old single individual.
- Plans that are not offered in all ZIP codes in the county are shown with an asterisk (\*)

### 25-year-old Single Individual

Plan	Minimum	Bronze HDHP	Bronze	Silver	Gold	Platinum
Anthem HMO	\$174	-	\$260	\$298	\$363	\$497
Blue Shield PPO	\$294	\$301	\$305	\$393	\$460	\$618
Blue Shield HMO	-	-	-	\$325	\$391	\$552
Health Net PPO	\$218	\$274	\$276	\$393	\$468	\$597
Health Net HSP	\$194	-	\$246	-	-	-
Health Net HMO	-	-	-	\$311	\$371	\$445
Kaiser HMO Coin	\$199	\$259	-	-	\$361	-
Kaiser HMO Copay	-	-	\$262	\$325	\$379	\$407
Molina HMO	\$259	-	\$297	\$308	<b>\$318</b>	<b>\$367</b>
Oscar EPO	<b>\$168</b>	<b>\$227</b>	<b>\$235</b>	<b>\$268</b>	\$324	\$428



# Orange County (Region 18):

## Rates for 25 and 40-year-old

- The lowest-priced plan for each metal tier is shown in **bold green font**
- The second-lowest silver plan is shown with a **red square**
- Premium rates shown are for a 25-year-old and a 40-year-old single individual.
- Plans that are not offered in all ZIP codes in the county are shown with an asterisk (\*)

### 40-year-old Single Individual

Plan	Minimum	Bronze HDHP	Bronze	Silver	Gold	Platinum
Anthem HMO	\$222	-	\$330	<b>\$379</b>	\$463	\$633
Blue Shield PPO	\$374	\$383	\$388	\$500	\$586	\$787
Blue Shield HMO	-	-	-	\$414	\$497	\$703
Health Net PPO	\$278	\$349	\$351	\$500	\$595	\$760
Health Net HSP	\$247	-	\$313	-	-	-
Health Net HMO	-	-	-	\$396	\$472	\$566
Kaiser HMO Coin	\$253	\$329	-	-	\$459	-
Kaiser HMO Copay	-	-	\$334	\$413	\$482	\$518
Molina HMO	\$330	-	\$379	\$392	<b>\$405</b>	<b>\$467</b>
Oscar EPO	<b>\$214</b>	<b>\$290</b>	<b>\$299</b>	<b>\$364</b>	\$412	\$544



# Placer County (Region 3):

## Rates for 25 and 40-year-old

- The lowest-priced plan for each metal tier is shown in **bold green font**
- The second-lowest silver plan is shown with a **red square**
- Premium rates shown are for a 25-year-old and a 40-year-old single individual.
- Plans that are not offered in all ZIP codes in the county are shown with an asterisk (\*)

### 25-year-old Single Individual

Plan	Minimum	Bronze HDHP	Bronze	Silver	Gold	Platinum
Blue Shield PPO	\$401	\$412	\$416	\$537	\$629	\$845
Blue Shield HMO*	-	-	-	<b>\$363</b>	\$436	\$616
Health Net PPO*	\$315	\$395	\$398	\$566	\$674	\$860
Kaiser HMO Coin*	<b>\$234</b>	<b>\$303</b>	-	-	<b>\$423</b>	-
Kaiser HMO Copay*	-	-	\$308	<b>\$381</b>	\$445	<b>\$478</b>
Western HMO*	\$255	\$305	<b>\$304</b>	\$405	\$442	\$490

### 40-year-old Single Individual

Plan	Minimum	Bronze HDHP	Bronze	Silver	Gold	Platinum
Blue Shield PPO	\$511	\$524	\$530	\$683	\$801	\$1,076
Blue Shield HMO*	-	-	-	<b>\$462</b>	\$555	\$784
Health Net PPO*	\$401	\$502	\$506	\$720	\$858	\$1,095
Kaiser HMO Coin*	<b>\$297</b>	<b>\$386</b>	-	-	<b>\$539</b>	-
Kaiser HMO Copay*	-	-	<b>\$392</b>	<b>\$485</b>	\$566	<b>\$608</b>
Western HMO*	\$324	\$388	\$387	\$516	\$562	\$624



# Plumas County (Region 1):

## Rates for 25 and 40-year-old

- The lowest-priced plan for each metal tier is shown in **bold green font**
- The second-lowest silver plan is shown with a red square
- Premium rates shown are for a 25-year-old and a 40-year-old single individual.
- Plans that are not offered in all ZIP codes in the county are shown with an asterisk (\*)

### 25-year-old Single Individual

Plan	Minimum	Bronze HDHP	Bronze	Silver	Gold	Platinum
Anthem EPO	<b>\$256</b>	<b>\$354</b>	\$381	<b>\$438</b>	<b>\$541</b>	<b>\$733</b>
Blue Shield PPO	\$364	\$373	<b>\$377</b>	<span style="border: 1px solid red; padding: 2px;">\$486</span>	\$570	\$766

### 40-year-old Single Individual

Plan	Minimum	Bronze HDHP	Bronze	Silver	Gold	Platinum
Anthem EPO	<b>\$326</b>	<b>\$451</b>	\$485	<b>\$557</b>	<b>\$689</b>	<b>\$933</b>
Blue Shield PPO	\$463	\$475	<b>\$480</b>	\$619	\$725	\$975



# Riverside County (Region 17):

## Rates for 25 and 40-year-old

- The lowest-priced plan for each metal tier is shown in **bold green font**
- The second-lowest silver plan is shown with a **red square**
- Premium rates shown are for a 25-year-old and a 40-year-old single individual.
- Plans that are not offered in all ZIP codes in the county are shown with an asterisk (\*)

### 25-year-old Single Individual

Plan	Minimum	Bronze HDHP	Bronze	Silver	Gold	Platinum
Anthem HMO	<b>\$176</b>	-	\$263	\$301	\$368	\$504
Blue Shield PPO	\$268	\$275	\$278	\$359	\$421	\$565
Blue Shield HMO*	-	-	-	<b>\$276</b>	\$332	\$469
Health Net PPO*	\$193	<b>\$242</b>	<b>\$244</b>	\$347	\$413	\$527
Health Net HSP*	\$203	-	\$258	-	-	-
Health Net HMO*	-	-	-	\$284	\$338	\$405
Kaiser HMO Coin*	\$194	\$252	-	-	\$351	-
Kaiser HMO Copay*	-	-	\$255	\$316	\$369	\$397
Molina HMO*	\$223	-	\$255	<b>\$264</b>	<b>\$273</b>	<b>\$315</b>



# Riverside County (Region 17):

## Rates for 25 and 40-year-old

- The lowest-priced plan for each metal tier is shown in **bold green font**
- The second-lowest silver plan is shown with a **red square**
- Premium rates shown are for a 25-year-old and a 40-year-old single individual.
- Plans that are not offered in all ZIP codes in the county are shown with an asterisk (\*)

### 40-year-old Single Individual

Plan	-	Bronze HDHP	Bronze	Silver	Gold	Platinum
Anthem HMO	<b>\$225</b>	-	\$335	\$384	\$469	\$641
Blue Shield PPO	\$342	\$350	\$354	\$457	\$535	\$719
Blue Shield HMO*	-	-	-	<b>\$352</b>	\$422	\$597
Health Net PPO*	\$246	<b>\$308</b>	<b>\$310</b>	\$442	\$526	\$671
Health Net HSP*	\$259	-	\$329	-	-	-
Health Net HMO*	-	-	-	\$361	\$430	\$516
Kaiser HMO Coin*	\$247	\$321	-	-	\$447	-
Kaiser HMO Copay*	-	-	\$325	\$402	\$470	\$505
Molina HMO*	\$283	-	\$325	<b>\$336</b>	<b>\$347</b>	<b>\$401</b>



# Sacramento County (Region 3):

## Rates for 25 and 40-year-old

- The lowest-priced plan for each metal tier is shown in **bold green font**
- The second-lowest silver plan is shown with a **red square**
- Premium rates shown are for a 25-year-old and a 40-year-old single individual.
- Plans that are not offered in all ZIP codes in the county are shown with an asterisk (\*)

### 25-year-old Single Individual

Plan	Minimum	Bronze HDHP	Bronze	Silver	Gold	Platinum
Blue Shield PPO	\$401	\$412	\$416	\$537	\$629	\$845
Blue Shield HMO*	-	-	-	<b>\$363</b>	\$436	\$616
Health Net PPO	\$315	\$395	\$398	\$566	\$674	\$860
Kaiser HMO Coin	<b>\$234</b>	<b>\$303</b>	-	-	<b>\$423</b>	-
Kaiser HMO Copay	-	-	\$308	<b>\$381</b>	\$445	<b>\$478</b>
Western HMO	\$255	\$305	<b>\$304</b>	\$405	\$442	\$490

### 40-year-old Single Individual

Plan	Minimum	Bronze HDHP	Bronze	Silver	Gold	Platinum
Blue Shield PPO	\$511	\$524	\$530	\$683	\$801	\$1,076
Blue Shield HMO*	-	-	-	<b>\$462</b>	\$555	\$784
Health Net PPO	\$401	\$502	\$506	\$720	\$858	\$1,095
Kaiser HMO Coin	<b>\$297</b>	<b>\$386</b>	-	-	<b>\$539</b>	-
Kaiser HMO Copay	-	-	<b>\$392</b>	<b>\$485</b>	\$566	<b>\$608</b>
Western HMO	\$324	\$388	\$387	\$516	\$562	\$624





# San Benito County (Region 9):

## Rates for 25 and 40-year-old

- The lowest-priced plan for each metal tier is shown in **bold green font**
- The second-lowest silver plan is shown with a **red square**
- Premium rates shown are for a 25-year-old and a 40-year-old single individual.
- Plans that are not offered in all ZIP codes in the county are shown with an asterisk (\*)

### 25-year-old Single Individual

Plan	Minimum	Bronze HDHP	Bronze	Silver	Gold	Platinum
Anthem EPO	<b>\$350</b>	\$484	\$521	<b>\$598</b>	\$739	\$1,002
Blue Shield PPO	\$451	<b>\$462</b>	<b>\$468</b>	<b>\$602</b>	<b>\$706</b>	<b>\$949</b>

### 40-year-old Single Individual

Plan	Minimum	Bronze HDHP	Bronze	Silver	Gold	Platinum
Anthem EPO	<b>\$445</b>	\$617	\$663	<b>\$761</b>	\$941	\$1,276
Blue Shield PPO	\$574	<b>\$588</b>	<b>\$595</b>	<b>\$767</b>	<b>\$899</b>	<b>\$1,208</b>



# San Bernardino County (Region 17):

## Rates for 25 and 40-year-old

- The lowest-priced plan for each metal tier is shown in **bold green font**
- The second-lowest silver plan is shown with a **red square**
- Premium rates shown are for a 25-year-old and a 40-year-old single individual.
- Plans that are not offered in all ZIP codes in the county are shown with an asterisk (\*)

### 25-year-old Single Individual

Plan	Minimum	Bronze HDHP	Bronze	Silver	Gold	Platinum
Anthem HMO	<b>\$176</b>	-	\$263	\$301	\$368	\$504
Blue Shield PPO	\$268	\$275	\$278	\$359	\$421	\$565
Blue Shield HMO*	-	-	-	<b>\$276</b>	\$332	\$469
Health Net PPO*	\$193	<b>\$242</b>	<b>\$244</b>	\$347	\$413	\$527
Health Net HSP*	\$203	-	\$258	-	-	-
Health Net HMO*	-	-	-	\$284	\$338	\$405
Kaiser HMO Coin*	\$194	\$252	-	-	\$351	-
Kaiser HMO Copay*	-	-	\$255	\$316	\$369	\$397
Molina HMO*	\$223	-	\$255	<b>\$264</b>	<b>\$273</b>	<b>\$315</b>



# San Bernardino County (Region 17):

## Rates for 25 and 40-year-old

- The lowest-priced plan for each metal tier is shown in **bold green font**
- The second-lowest silver plan is shown with a **red square**
- Premium rates shown are for a 25-year-old and a 40-year-old single individual.
- Plans that are not offered in all ZIP codes in the county are shown with an asterisk (\*)

### 40-year-old Single Individual

Plan	Minimum	Bronze HDHP	Bronze	Silver	Gold	Platinum
Anthem HMO	<b>\$225</b>	-	\$335	\$384	\$469	\$641
Blue Shield PPO	\$342	\$350	\$354	\$457	\$535	\$719
Blue Shield HMO*	-	-	-	<b>\$352</b>	\$422	\$597
Health Net PPO*	\$246	<b>\$308</b>	<b>\$310</b>	\$442	\$526	\$671
Health Net HSP*	\$259	-	\$329	-	-	-
Health Net HMO*	-	-	-	\$361	\$430	\$516
Kaiser HMO Coin*	\$247	\$321	-	-	\$447	-
Kaiser HMO Copay*	-	-	\$325	\$402	\$470	\$505
Molina HMO*	\$283	-	\$325	<b>\$336</b>	<b>\$347</b>	<b>\$401</b>



# San Diego County (Region 19):

## Rates for 25 and 40-year-old

- The lowest-priced plan for each metal tier is shown in **bold green font**
- The second-lowest silver plan is shown with a **red square**
- Premium rates shown are for a 25-year-old and a 40-year-old single individual.
- Plans that are not offered in all ZIP codes in the county are shown with an asterisk (\*)

### 25-year-old Single Individual

Plan	Minimum	Bronze HDHP	Bronze	Silver	Gold	Platinum
Blue Shield PPO	\$321	\$329	\$333	\$429	\$502	\$675
Blue Shield HMO*	-	-	-	\$321	\$385	\$544
Health Net PPO	\$231	\$289	\$291	\$414	\$493	\$630
Health Net HSP	<b>\$196</b>	-	<b>\$249</b>	-	-	-
Health Net HMO	-	-	-	<b>\$289</b>	\$343	\$412
Kaiser HMO Coin*	\$201	<b>\$262</b>	-	-	\$365	-
Kaiser HMO Copay*	-	-	\$265	\$328	\$383	\$412
Molina HMO	\$227	-	\$261	<b>\$270</b>	<b>\$279</b>	<b>\$322</b>
Sharp HMO-1 Copay*	-	\$298	-	\$294	\$349	\$400
Sharp HMO-2 Coin*	\$211	-	\$284	\$342	\$350	\$426



# San Diego County (Region 19):

## Rates for 25 and 40-year-old

- The lowest-priced plan for each metal tier is shown in **bold green font**
- The second-lowest silver plan is shown with a **red square**
- Premium rates shown are for a 25-year-old and a 40-year-old single individual.
- Plans that are not offered in all ZIP codes in the county are shown with an asterisk (\*)

### 40-year-old Single Individual

Plan	Minimum	Bronze HDHP	Bronze	Silver	Gold	Platinum
Blue Shield PPO	\$408	\$419	\$423	\$546	\$640	\$860
Blue Shield HMO*	-	-	-	\$409	\$491	\$693
Health Net PPO	\$293	\$368	\$371	\$528	\$628	\$802
Health Net HSP	<b>\$250</b>	-	<b>\$317</b>	-	-	-
Health Net HMO	-	-	-	<b>\$367</b>	\$437	\$524
Kaiser HMO Coin*	\$256	<b>\$333</b>	-	-	\$464	-
Kaiser HMO Copay*	-	-	\$338	\$418	\$488	\$524
Molina HMO	\$289	-	\$332	<b>\$343</b>	<b>\$355</b>	<b>\$409</b>
Sharp HMO-1 Copay*	-	\$379	-	\$374	\$445	\$510
Sharp HMO-2 Coin*	\$268	-	\$361	\$435	\$445	\$543



# San Francisco County (Region 4):

## Rates for 25 and 40-year-old

- The lowest-priced plan for each metal tier is shown in **bold green font**
- The second-lowest silver plan is shown with a **red square**
- Premium rates shown are for a 25-year-old and a 40-year-old single individual.
- Plans that are not offered in all ZIP codes in the county are shown with an asterisk (\*)

### 25-year-old Single Individual

Plan	Minimum	Bronze HDHP	Bronze	Silver	Gold	Platinum
Blue Shield PPO	\$382	\$392	\$396	\$511	\$599	\$805
Blue Shield HMO	-	-	-	\$478	\$574	\$811
CCHP HMO	\$340	\$352	\$353	\$473	\$528	\$585
Health Net EPO	\$406	-	\$515	\$772	\$853	\$1,007
Kaiser HMO Coin	\$258	<b>\$335</b>	-	-	<b>\$468</b>	-
Kaiser HMO Copay	-	-	<b>\$340</b>	<b>\$421</b>	\$492	<b>\$528</b>
Oscar EPO	\$263	\$356	\$368	<b>\$448</b>	\$507	\$669

### 40-year-old Single Individual

Plan	Minimum	Bronze HDHP	Bronze	Silver	Gold	Platinum
Blue Shield PPO	\$487	\$499	\$505	\$650	\$762	\$1,025
Blue Shield HMO	-	-	-	\$608	\$730	\$1,032
CCHP HMO	\$433	\$449	\$450	\$602	\$672	\$744
Health Net EPO	\$517	-	\$656	\$982	\$1,085	\$1,281
Kaiser HMO Coin	<b>\$329</b>	<b>\$427</b>	-	-	<b>\$595</b>	-
Kaiser HMO Copay	-	-	<b>\$433</b>	<b>\$536</b>	\$626	<b>\$672</b>
Oscar EPO	\$335	\$453	\$468	<b>\$571</b>	\$645	\$852



# San Joaquin County (Region 10):

## Rates for 25 and 40-year-old

- The lowest-priced plan for each metal tier is shown in **bold green font**
- The second-lowest silver plan is shown with a **red square**
- Premium rates shown are for a 25-year-old and a 40-year-old single individual.
- Plans that are not offered in all ZIP codes in the county are shown with an asterisk (\*)

### 25-year-old Single Individual

Plan	Minimum	Bronze HDHP	Bronze	Silver	Gold	Platinum
Anthem EPO	<b>\$208</b>	\$288	\$310	<b>\$356</b>	\$440	\$596
Blue Shield PPO	\$355	\$364	\$369	\$475	\$557	\$748
Blue Shield HMO	-	-	-	\$449	\$540	\$762
Health Net EPO	\$373	-	\$473	\$709	\$783	\$924
Kaiser HMO Coin	\$209	<b>\$272</b>	-	-	<b>\$379</b>	-
Kaiser HMO Copay	-	-	<b>\$275</b>	<b>\$341</b>	\$398	<b>\$428</b>

### 40-year-old Single Individual

Plan	Minimum	Bronze HDHP	Bronze	Silver	Gold	Platinum
Anthem EPO	<b>\$265</b>	\$367	\$395	<b>\$453</b>	\$560	\$759
Blue Shield PPO	\$452	\$464	\$469	\$605	\$709	\$953
Blue Shield HMO	-	-	-	\$572	\$687	\$970
Health Net EPO	\$475	-	\$602	\$902	\$997	\$1,177
Kaiser HMO Coin	\$266	<b>\$346</b>	-	-	\$507	-
Kaiser HMO Copay	-	-	<b>\$351</b>	<b>\$434</b>	<b>\$482</b>	<b>\$544</b>

# San Luis Obispo County (Region 12):

## Rates for 25 and 40-year-old

- The lowest-priced plan for each metal tier is shown in **bold green font**
- The second-lowest silver plan is shown with a **red square**
- Premium rates shown are for a 25-year-old and a 40-year-old single individual.
- Plans that are not offered in all ZIP codes in the county are shown with an asterisk (\*)

### 25-year-old Single Individual

Plan	Minimum	Bronze HDHP	Bronze	Silver	Gold	Platinum
Anthem EPO	<b>\$258</b>	\$357	\$384	\$441	\$545	\$739
Blue Shield PPO	\$311	<b>\$319</b>	<b>\$323</b>	<b>\$416</b>	\$488	\$655
Blue Shield HMO*	-	-	-	<b>\$350</b>	<b>\$420</b>	<b>\$594</b>

### 40-year-old Single Individual

Plan	-	Bronze HDHP	Bronze	Silver	Gold	Platinum
Anthem EPO	\$328	\$454	\$489	\$561	\$694	\$940
Blue Shield PPO	\$396	\$406	\$411	<b>\$530</b>	\$621	\$834
Blue Shield HMO*	-	-	-	<b>\$445</b>	<b>\$535</b>	\$756





# San Mateo County (Region 8):

## Rates for 25 and 40-year-old

- The lowest-priced plan for each metal tier is shown in **bold green font**
- The second-lowest silver plan is shown with a **red square**
- Premium rates shown are for a 25-year-old and a 40-year-old single individual.
- Plans that are not offered in all ZIP codes in the county are shown with an asterisk (\*)

### 25-year-old Single Individual

Plan	Minimum	Bronze HDHP	Bronze	Silver	Gold	Platinum
Blue Shield PPO	\$408	\$418	\$423	\$545	\$639	\$859
Blue Shield HMO	-	-	-	\$509	\$611	\$864
CCHP HMO	\$368	\$381	\$381	\$511	\$570	\$632
Health Net EPO	\$437	-	\$554	\$830	\$917	\$1,083
Kaiser HMO Coin	<b>\$258</b>	<b>\$335</b>	-	-	<b>\$468</b>	-
Kaiser HMO Copay	-	-	<b>\$340</b>	<b>\$421</b>	\$492	<b>\$528</b>
Oscar EPO	\$263	\$356	\$368	<b>\$448</b>	\$507	\$669

### 40-year-old Single Individual

Plan	Minimum	Bronze HDHP	Bronze	Silver	Gold	Platinum
Blue Shield PPO	\$519	\$532	\$538	\$694	\$813	\$1,093
Blue Shield HMO	-	-	-	\$648	\$778	\$1,099
CCHP HMO	\$468	\$485	\$486	\$651	\$726	\$804
Health Net EPO	\$556	-	\$706	\$1,057	\$1,167	\$1,378
Kaiser HMO Coin	<b>\$329</b>	<b>\$427</b>	-	-	<b>\$595</b>	-
Kaiser HMO Copay	-	-	<b>\$433</b>	<b>\$536</b>	\$626	<b>\$672</b>
Oscar EPO	\$335	\$453	\$468	<b>\$571</b>	\$645	\$852



# Santa Barbara County (Region 12):

## Rates for 25 and 40-year-old

- The lowest-priced plan for each metal tier is shown in **bold green font**
- The second-lowest silver plan is shown with a **red square**
- Premium rates shown are for a 25-year-old and a 40-year-old single individual.
- Plans that are not offered in all ZIP codes in the county are shown with an asterisk (\*)

### 25-year-old Single Individual

Plan	Minimum	Bronze HDHP	Bronze	Silver	Gold	Platinum
Anthem EPO	<b>\$258</b>	\$357	\$384	<b>\$441</b>	\$545	\$739
Blue Shield PPO	\$311	<b>\$319</b>	<b>\$323</b>	<b>\$416</b>	<b>\$488</b>	<b>\$655</b>

### 40-year-old Single Individual

Plan	Minimum	Bronze HDHP	Bronze	Silver	Gold	Platinum
Anthem EPO	<b>\$328</b>	\$454	\$489	<b>\$561</b>	\$694	\$940
Blue Shield PPO	\$396	<b>\$406</b>	<b>\$411</b>	<b>\$530</b>	<b>\$621</b>	<b>\$834</b>

# Santa Clara County (Region 7):

## Rates for 25 and 40-year-old

- The lowest-priced plan for each metal tier is shown in **bold green font**
- The second-lowest silver plan is shown with a **red square**
- Premium rates shown are for a 25-year-old and a 40-year-old single individual.
- Plans that are not offered in all ZIP codes in the county are shown with an asterisk (\*)

### 25-year-old Single Individual

Plan	Minimum	Bronze HDHP	Bronze	Silver	Gold	Platinum
Anthem EPO	\$247	\$342	\$368	\$422	\$522	\$708
Blue Shield PPO	\$428	\$439	\$444	\$573	\$671	\$902
Blue Shield HMO	-	-	-	\$450	\$540	\$763
Kaiser HMO Coin*	\$240	<b>\$311</b>	-	-	<b>\$434</b>	-
Kaiser HMO Copay*	-	-	\$316	<b>\$391</b>	\$456	<b>\$491</b>
Valley HMO	<b>\$184</b>	-	<b>\$239</b>	<b>\$342</b>	\$441	\$506

### 40-year-old Single Individual

Plan	Minimum	Bronze HDHP	Bronze	Silver	Gold	Platinum
Anthem EPO	\$315	\$435	\$469	\$538	\$665	\$901
Blue Shield PPO	\$545	\$559	\$566	\$729	\$854	\$1,148
Blue Shield HMO	-	-	-	\$573	\$688	\$972
Kaiser HMO Coin*	\$305	<b>\$396</b>	-	-	<b>\$553</b>	-
Kaiser HMO Copay*	-	-	\$402	<b>\$498</b>	\$581	<b>\$624</b>
Valley HMO	<b>\$235</b>	-	<b>\$304</b>	<b>\$436</b>	\$561	\$643

# Santa Cruz County (Region 9):

## Rates for 25 and 40-year-old

- The lowest-priced plan for each metal tier is shown in **bold green font**
- The second-lowest silver plan is shown with a **red square**
- Premium rates shown are for a 25-year-old and a 40-year-old single individual.
- Plans that are not offered in all ZIP codes in the county are shown with an asterisk (\*)

### 25-year-old Single Individual

Plan	Minimum	Bronze HDHP	Bronze	Silver	Gold	Platinum
Anthem EPO	\$350	\$484	\$521	\$598	\$739	\$1,002
Blue Shield PPO	\$451	\$462	\$468	\$602	\$706	\$949
Blue Shield HMO	-	-	-	\$414	\$497	\$702
Health Net EPO	\$300	-	\$381	\$570	\$630	\$744
Kaiser HMO Coin	<b>\$240</b>	<b>\$311</b>	-	-	<b>\$434</b>	-
Kaiser HMO Copay	-	-	<b>\$316</b>	<b>\$391</b>	\$456	<b>\$491</b>

### 40-year-old Single Individual

Plan	Minimum	Bronze HDHP	Bronze	Silver	Gold	Platinum
Anthem EPO	\$445	\$617	\$663	\$761	\$941	\$1,276
Blue Shield PPO	\$574	\$588	\$595	\$767	\$899	\$1,208
Blue Shield HMO	-	-	-	\$526	\$632	\$893
Health Net EPO	\$382	-	\$485	\$726	\$802	\$947
Kaiser HMO Coin	<b>\$305</b>	<b>\$396</b>	-	-	<b>\$553</b>	-
Kaiser HMO Copay	-	-	<b>\$402</b>	<b>\$498</b>	\$581	<b>\$624</b>



# Shasta County (Region 1):

## Rates for 25 and 40-year-old

- The lowest-priced plan for each metal tier is shown in **bold green font**
- The second-lowest silver plan is shown with a **red square**
- Premium rates shown are for a 25-year-old and a 40-year-old single individual.
- Plans that are not offered in all ZIP codes in the county are shown with an asterisk (\*)

### 25-year-old Single Individual

Plan	Minimum	Bronze HDHP	Bronze	Silver	Gold	Platinum
Anthem EPO	<b>\$256</b>	<b>\$354</b>	\$381	<b>\$438</b>	<b>\$541</b>	<b>\$733</b>
Blue Shield PPO	\$364	\$373	<b>\$377</b>	<b>\$486</b>	\$570	\$766

### 40-year-old Single Individual

Plan	Minimum	Bronze HDHP	Bronze	Silver	Gold	Platinum
Anthem EPO	<b>\$326</b>	<b>\$451</b>	\$485	<b>\$557</b>	<b>\$689</b>	<b>\$933</b>
Blue Shield PPO	\$463	\$475	<b>\$480</b>	<b>\$619</b>	\$725	\$975

# Sierra County (Region 1):

## Rates for 25 and 40-year-old

- The lowest-priced plan for each metal tier is shown in **bold green font**
- The second-lowest silver plan is shown with a **red square**
- Premium rates shown are for a 25-year-old and a 40-year-old single individual.
- Plans that are not offered in all ZIP codes in the county are shown with an asterisk (\*)

### 25-year-old Single Individual

Plan	Minimum	Bronze HDHP	Bronze	Silver	Gold	Platinum
Anthem EPO	<b>\$256</b>	<b>\$354</b>	\$381	<b>\$438</b>	<b>\$541</b>	<b>\$733</b>
Blue Shield PPO	\$364	\$373	<b>\$377</b>	<b>\$486</b>	\$570	\$766

### 40-year-old Single Individual

Plan	Minimum	Bronze HDHP	Bronze	Silver	Gold	Platinum
Anthem EPO	<b>\$326</b>	<b>\$451</b>	\$485	<b>\$557</b>	<b>\$689</b>	<b>\$933</b>
Blue Shield PPO	\$463	\$475	<b>\$480</b>	<b>\$619</b>	\$725	\$975



# Siskiyou County (Region 1):

## Rates for 25 and 40-year-old

- The lowest-priced plan for each metal tier is shown in **bold green font**
- The second-lowest silver plan is shown with a **red square**
- Premium rates shown are for a 25-year-old and a 40-year-old single individual.
- Plans that are not offered in all ZIP codes in the county are shown with an asterisk (\*)

### 25-year-old Single Individual

Plan	Minimum	Bronze HDHP	Bronze	Silver	Gold	Platinum
Anthem EPO	<b>\$256</b>	<b>\$354</b>	\$381	<b>\$438</b>	<b>\$541</b>	<b>\$733</b>
Blue Shield PPO	\$364	\$373	<b>\$377</b>	<b>\$486</b>	\$570	\$766

### 40-year-old Single Individual

Plan	Minimum	Bronze HDHP	Bronze	Silver	Gold	Platinum
Anthem EPO	<b>\$326</b>	<b>\$451</b>	\$485	<b>\$557</b>	<b>\$689</b>	<b>\$933</b>
Blue Shield PPO	\$463	\$475	<b>\$480</b>	<b>\$619</b>	\$725	\$975



# Solano County (Region 2):

## Rates for 25 and 40-year-old

- The lowest-priced plan for each metal tier is shown in **bold green font**
- The second-lowest silver plan is shown with a **red square**
- Premium rates shown are for a 25-year-old and a 40-year-old single individual.
- Plans that are not offered in all ZIP codes in the county are shown with an asterisk (\*)

### 25-year-old Single Individual

Plan	Minimum	Bronze HDHP	Bronze	Silver	Gold	Platinum
Blue Shield PPO	\$394	\$404	\$409	\$527	\$617	\$830
Blue Shield HMO*	-	-	-	\$544	\$654	\$923
Health Net EPO	\$376	-	\$478	\$715	\$790	\$933
Kaiser HMO Coin	\$246	\$319	-	-	<b>\$445</b>	-
Kaiser HMO Copay	-	-	\$324	<b>\$401</b>	\$468	\$503
Western HMO	<b>\$240</b>	<b>\$315</b>	<b>\$312</b>	\$420	\$460	<b>\$501</b>

### 40-year-old Single Individual

Plan	Minimum	Bronze HDHP	Bronze	Silver	Gold	Platinum
Blue Shield PPO	\$501	\$514	\$520	\$670	\$786	\$1,056
Blue Shield HMO*	-	-	-	\$693	\$832	\$1,175
Health Net EPO	\$479	-	\$608	\$911	\$1,006	\$1,188
Kaiser HMO Coin	\$313	\$407	-	-	<b>\$567</b>	-
Kaiser HMO Copay	-	-	\$412	<b>\$510</b>	\$596	\$640
Western HMO	<b>\$305</b>	<b>\$401</b>	<b>\$397</b>	\$535	\$586	<b>\$638</b>



# Sonoma County (Region 2):

## Rates for 25 and 40-year-old

The lowest cost plan for each metal tier is shown in **bold green font** with a **red square**

- Premium rates shown are for a 25-year-old and a 40-year-old single individual.
- Plans that are not offered in all ZIP codes in the county are shown with an asterisk (\*)

Plan	Minimum	Bronze HDHP	Bronze	Silver	Gold	Platinum
Blue Shield PPO	\$394	\$404	\$409	\$527	\$617	\$830
Health Net EPO	\$376	-	\$478	\$715	\$790	\$933
Kaiser HMO Coin*	\$246	\$319	-	-	<b>\$445</b>	-
Kaiser HMO Copay*	-	-	\$324	<b>\$401</b>	\$468	\$503
Western HMO	<b>\$240</b>	<b>\$315</b>	<b>\$312</b>	\$420	\$460	<b>\$501</b>

### 40-year-old Single Individual

Plan	Minimum	Bronze HDHP	Bronze	Silver	Gold	Platinum
Blue Shield PPO	\$501	\$514	\$520	\$670	\$786	\$1,056
Health Net EPO	\$479	-	\$608	\$911	\$1,006	\$1,188
Kaiser HMO Coin*	\$313	\$407	-	-	<b>\$567</b>	-
Kaiser HMO Copay*	-	-	\$412	<b>\$510</b>	\$596	\$640
Western HMO	<b>\$305</b>	<b>\$401</b>	<b>\$397</b>	\$535	\$586	<b>\$638</b>

# Stanislaus County (Region 10):

## Rates for 25 and 40-year-old

- The lowest-priced plan for each metal tier is shown in **bold green font**
- The second-lowest silver plan is shown with a **red square**
- Premium rates shown are for a 25-year-old and a 40-year-old single individual.
- Plans that are not offered in all ZIP codes in the county are shown with an asterisk (\*)

### 25-year-old Single Individual

Plan	Minimum	Bronze HDHP	Bronze	Silver	Gold	Platinum
Anthem EPO	<b>\$208</b>	\$288	\$310	<b>\$356</b>	\$440	\$596
Blue Shield PPO	\$355	\$364	\$369	\$475	\$557	\$748
Blue Shield HMO*	-	-	-	\$449	\$540	\$762
Health Net EPO	\$373	-	\$473	\$709	\$783	\$924
Kaiser HMO Coin	\$209	<b>\$272</b>	-	-	<b>\$379</b>	-
Kaiser HMO Copay	-	-	<b>\$275</b>	<b>\$341</b>	\$398	<b>\$428</b>

### 40-year-old Single Individual

Plan	Minimum	Bronze HDHP	Bronze	Silver	Gold	Platinum
Anthem EPO	<b>\$265</b>	\$367	\$395	<b>\$453</b>	\$560	\$759
Blue Shield PPO	\$452	\$464	\$469	\$605	\$709	\$953
Blue Shield HMO*	-	-	-	\$572	\$687	\$970
Health Net EPO	\$475	-	\$602	\$902	\$997	\$1,177
Kaiser HMO Coin	\$266	<b>\$346</b>	-	-	\$507	-
Kaiser HMO Copay	-	-	<b>\$351</b>	<b>\$434</b>	<b>\$482</b>	<b>\$544</b>



# Sutter County (Region 1):

## Rates for 25 and 40-year-old

- The lowest-priced plan for each metal tier is shown in **bold green font**
- The second-lowest silver plan is shown with a **red square**
- Premium rates shown are for a 25-year-old and a 40-year-old single individual.
- Plans that are not offered in all ZIP codes in the county are shown with an asterisk (\*)

### 25-year-old Single Individual

Plan	Minimum	Bronze HDHP	Bronze	Silver	Gold	Platinum
Anthem EPO	\$256	\$354	\$381	\$438	\$541	\$733
Blue Shield PPO	\$364	\$373	\$377	\$486	\$570	\$766
Kaiser HMO Coin*	<b>\$234</b>	<b>\$303</b>	-	-	<b>\$423</b>	-
Kaiser HMO Copay*	-	-	<b>\$308</b>	<b>\$381</b>	\$445	<b>\$478</b>

### 40-year-old Single Individual

Plan	Minimum	Bronze HDHP	Bronze	Silver	Gold	Platinum
Anthem EPO	\$326	\$451	\$485	\$557	\$689	\$933
Blue Shield PPO	\$463	\$475	\$480	\$619	\$725	\$975
Kaiser HMO Coin*	<b>\$297</b>	<b>\$386</b>	-	-	<b>\$539</b>	-
Kaiser HMO Copay*	-	-	<b>\$392</b>	<b>\$485</b>	\$566	<b>\$608</b>

# Tehama County (Region 1): Rates for 25 and 40-year-old

## 25-year-old Single Individual

Rate is shown in **bold green font** with a **red square**

- Premium rates shown are for a 25-year-old and a 40-year-old single individual.
- Plans that are not offered in all ZIP codes in the county are shown with an asterisk (\*)

Plan	Minimum	Bronze HDHP	Bronze	Silver	Gold	Platinum
Anthem EPO	<b>\$256</b>	<b>\$354</b>	\$381	<b>\$438</b>	<b>\$541</b>	<b>\$733</b>
Blue Shield PPO	\$364	\$373	<b>\$377</b>	<b>\$486</b>	\$570	\$766

## 40-year-old Single Individual

Plan	Minimum	Bronze HDHP	Bronze	Silver	Gold	Platinum
Anthem EPO	<b>\$326</b>	<b>\$451</b>	\$485	<b>\$557</b>	<b>\$689</b>	<b>\$933</b>
Blue Shield PPO	\$463	\$475	<b>\$480</b>	<b>\$619</b>	\$725	\$975

# Trinity County (Region 1):

## Rates for 25 and 40-year-old

- The lowest-priced plan for each metal tier is shown in **bold green font**
- The second-lowest silver plan is shown with a **red square**
- Premium rates shown are for a 25-year-old and a 40-year-old single individual.
- Plans that are not offered in all ZIP codes in the county are shown with an asterisk (\*)

### 25-year-old Single Individual

Plan	Minimum	Bronze HDHP	Bronze	Silver	Gold	Platinum
Anthem EPO	<b>\$256</b>	<b>\$354</b>	\$381	<b>\$438</b>	<b>\$541</b>	<b>\$733</b>
Blue Shield PPO	\$364	\$373	<b>\$377</b>	<b>\$486</b>	\$570	\$766

### 40-year-old Single Individual

Plan	Minimum	Bronze HDHP	Bronze	Silver	Gold	Platinum
Anthem EPO	<b>\$326</b>	<b>\$451</b>	\$485	<b>\$557</b>	<b>\$689</b>	<b>\$933</b>
Blue Shield PPO	\$463	\$475	<b>\$480</b>	<b>\$619</b>	\$725	\$975

# Tulare County (Region 10):

## Rates for 25 and 40-year-old

- The lowest-priced plan for each metal tier is shown in **bold green font**
- The second-lowest silver plan is shown with a **red square**
- Premium rates shown are for a 25-year-old and a 40-year-old single individual.
- Plans that are not offered in all ZIP codes in the county are shown with an asterisk (\*)

### 25-year-old Single Individual

Plan	Minimum	Bronze HDHP	Bronze	Silver	Gold	Platinum
Anthem EPO	<b>\$208</b>	\$288	\$310	<b>\$356</b>	\$440	\$596
Blue Shield PPO	\$355	\$364	\$369	\$475	\$557	\$748
Blue Shield HMO*	-	-	-	\$449	\$540	\$762
Health Net EPO	\$373	-	\$473	\$709	\$783	\$924
Kaiser HMO Coin*	\$209	<b>\$272</b>	-	-	<b>\$379</b>	-
Kaiser HMO Copay*	-	-	<b>\$275</b>	<b>\$341</b>	\$398	<b>\$428</b>

### 40-year-old Single Individual

Plan	Minimum	Bronze HDHP	Bronze	Silver	Gold	Platinum
Anthem EPO	<b>\$265</b>	\$367	\$395	<b>\$453</b>	\$560	\$759
Blue Shield PPO	\$452	\$464	\$469	\$605	\$709	\$953
Blue Shield HMO*	-	-	-	\$572	\$687	\$970
Health Net EPO	\$475	-	\$602	\$902	\$997	\$1,177
Kaiser HMO Coin*	\$266	<b>\$346</b>	-	-	\$507	-
Kaiser HMO Copay*	-	-	<b>\$351</b>	<b>\$434</b>	<b>\$482</b>	<b>\$544</b>



# Tuolumne County (Region 1):

## Rates for 25 and 40-year-old

- The lowest-priced plan for each metal tier is shown in **bold green font**
- The second-lowest silver plan is shown with a **red square**
- Premium rates shown are for a 25-year-old and a 40-year-old single individual.
- Plans that are not offered in all ZIP codes in the county are shown with an asterisk (\*)

### 25-year-old Single Individual

Plan	Minimum	Bronze HDHP	Bronze	Silver	Gold	Platinum
Anthem EPO	<b>\$256</b>	<b>\$354</b>	\$381	<b>\$438</b>	<b>\$541</b>	<b>\$733</b>
Blue Shield PPO	\$364	\$373	<b>\$377</b>	<b>\$486</b>	\$570	\$766

### 40-year-old Single Individual

Plan	Minimum	Bronze HDHP	Bronze	Silver	Gold	Platinum
Anthem EPO	<b>\$326</b>	<b>\$451</b>	\$485	<b>\$557</b>	<b>\$689</b>	<b>\$933</b>
Blue Shield PPO	\$463	\$475	<b>\$480</b>	<b>\$619</b>	\$725	\$975



# Ventura County (Region 12):

## Rates for 25 and 40-year-old

- The lowest-priced plan for each metal tier is shown in **bold green font**
- The second-lowest silver plan is shown with a **red square**
- Premium rates shown are for a 25-year-old and a 40-year-old single individual.
- Plans that are not offered in all ZIP codes in the county are shown with an asterisk (\*)

### 25-year-old Single Individual

Plan	Minimum	Bronze HDHP	Bronze	Silver	Gold	Platinum
Anthem EPO	\$258	\$357	\$384	\$441	\$545	\$739
Blue Shield PPO	\$311	\$319	\$323	\$416	\$488	\$655
Blue Shield HMO*	-	-	-	<b>\$350</b>	<b>\$420</b>	\$594
Kaiser HMO Coin*	<b>\$233</b>	<b>\$303</b>	-	-	\$422	-
Kaiser HMO Copay*	-	-	<b>\$307</b>	<b>\$380</b>	\$444	<b>\$477</b>

### 40-year-old Single Individual

Plan	Minimum	Bronze HDHP	Bronze	Silver	Gold	Platinum
Anthem EPO	\$328	\$454	\$489	\$561	\$694	\$940
Blue Shield PPO	\$396	\$406	\$411	\$530	\$621	\$834
Blue Shield HMO*	-	-	-	<b>\$445</b>	<b>\$535</b>	\$756
Kaiser HMO Coin*	<b>\$297</b>	<b>\$385</b>	-	-	\$537	-
Kaiser HMO Copay*	-	-	<b>\$391</b>	<b>\$484</b>	\$565	<b>\$607</b>





# Yolo County (Region 3):

## Rates for 25 and 40-year-old

- The lowest-priced plan for each metal tier is shown in **bold green font**
- The second-lowest silver plan is shown with a **red square**
- Premium rates shown are for a 25-year-old and a 40-year-old single individual.
- Plans that are not offered in all ZIP codes in the county are shown with an asterisk (\*)

### 25-year-old Single Individual

Plan	Minimum	Bronze HDHP	Bronze	Silver	Gold	Platinum
Blue Shield PPO	\$401	\$412	\$416	\$537	\$629	\$845
Blue Shield HMO*	-	-	-	<b>\$363</b>	\$436	\$616
Health Net PPO	\$315	\$395	\$398	\$566	\$674	\$860
Kaiser HMO Coin*	<b>\$234</b>	<b>\$303</b>	-	-	<b>\$423</b>	-
Kaiser HMO Copay*	-	-	\$308	<b>\$381</b>	\$445	<b>\$478</b>
Western HMO	\$255	\$305	<b>\$304</b>	\$405	\$442	\$490

### 40-year-old Single Individual

Plan	Minimum	Bronze HDHP	Bronze	Silver	Gold	Platinum
Blue Shield PPO	\$511	\$524	\$530	\$683	\$801	\$1,076
Blue Shield HMO*	-	-	-	<b>\$462</b>	\$555	\$784
Health Net PPO	\$401	\$502	\$506	\$720	\$858	\$1,095
Kaiser HMO Coin*	<b>\$297</b>	<b>\$386</b>	-	-	<b>\$539</b>	-
Kaiser HMO Copay*	-	-	<b>\$392</b>	<b>\$485</b>	\$566	<b>\$608</b>
Western HMO	\$324	\$388	\$387	\$516	\$562	\$624



# Yuba County (Region 1):

## Rates for 25 and 40-year-old

- The lowest-priced plan for each metal tier is shown in **bold green font**
- The second-lowest silver plan is shown with a **red square**
- Premium rates shown are for a 25-year-old and a 40-year-old single individual.
- Plans that are not offered in all ZIP codes in the county are shown with an asterisk (\*)

### 25-year-old Single Individual

Plan	Minimum	Bronze HDHP	Bronze	Silver	Gold	Platinum
Anthem EPO	\$256	\$354	\$381	\$438	\$541	\$733
Blue Shield PPO	\$364	\$373	\$377	\$486	\$570	\$766
Kaiser HMO Coin*	<b>\$234</b>	<b>\$303</b>	-	-	<b>\$423</b>	-
Kaiser HMO Copay*	-	-	<b>\$308</b>	<b>\$381</b>	\$445	<b>\$478</b>

### 40-year-old Single Individual

Plan	Minimum	Bronze HDHP	Bronze	Silver	Gold	Platinum
Anthem EPO	\$326	\$451	\$485	\$557	\$689	\$933
Blue Shield PPO	\$463	\$475	\$480	\$619	\$725	\$975
Kaiser HMO Coin*	<b>\$297</b>	<b>\$386</b>	-	-	<b>\$539</b>	-
Kaiser HMO Copay*	-	-	<b>\$392</b>	<b>\$485</b>	\$566	<b>\$608</b>

# **ARPIIL 2020 HEALTH PLAN HOSPITAL NETWORK**

# Alameda County (Region 6):

## Hospital Network

- Hospital network as of **April 2020**
- May not be a complete list of hospitals
- Kaiser Permanente hospitals are not listed
- Verify with the health plan if the hospital is in-network

Hospital	Blue Shield HMO	Blue Shield PPO
Alameda Hospital	X	X
Alta Bates Summit Medical Center	X	X
Alta Bates Summit Medical Center-Herrick Campus	X	X
Alta Bates Summit Medical Center-Summit Campus	X	X
Alta Bates Summit Medical Center-Alta Bates Campus	X	X
Eden Medical Center	X	X
Kindred Hospital - San Francisco Bay Area	X	X
San Leandro Hospital	X	X
Stanford Health Care - Valleycare	X	X
UCSF Benioff Children's Hospital Oakland	X	X
Valley Memorial Hospital	X	X
Washington Hospital - Fremont	X	X



# Alpine County (Region 1):

## Hospital Network

- Hospital network as of **April 2020**
- May not be a complete list of hospitals
- Kaiser Permanente hospitals are not listed
- Verify with the health plan if the hospital is in-network

**Hospital network not available in Alpine County.**



# Amador County (Region 1):

## Hospital Network

- Hospital network as of **April 2020**
- May not be a complete list of hospitals
- Kaiser Permanente hospitals are not listed
- Verify with the health plan if the hospital is in-network

Hospital	Anthem EPO	Blue Shield PPO
Sutter Amador Hospital	X	X

# Butte County (Region 1):

## Hospital Network

- Hospital network as of **April 2020**
- May not be a complete list of hospitals
- Kaiser Permanente hospitals are not listed
- Verify with the health plan if the hospital is in-network

Hospital	Anthem EPO	Blue Shield HMO	Blue Shield PPO
Enloe Medical Center - Cohasset		X	X
Enloe Medical Center - Esplanade	X	X	X
Enloe Rehabilitation Center		X	X
Orchard Hospital	X	X	X
Oroville Hospital	X	X	X

# Calaveras County (Region 1): Hospital Network

- Hospital network as of **April 2020**
- May not be a complete list of hospitals
- Kaiser Permanente hospitals are not listed
- Verify with the health plan if the hospital is in-network

Hospital	Anthem EPO	Blue Shield HMO	Blue Shield PPO
Mark Twain Medical Center	X	X	X



# Amador County (Region 1):

## Hospital Network

- Hospital network as of **April 2020**
- May not be a complete list of hospitals
- Kaiser Permanente hospitals are not listed
- Verify with the health plan if the hospital is in-network

Hospital	Anthem EPO	Blue Shield PPO
Sutter Amador Hospital	X	X

# Butte County (Region 1):

## Hospital Network

- Hospital network as of **April 2020**
- May not be a complete list of hospitals
- Kaiser Permanente hospitals are not listed
- Verify with the health plan if the hospital is in-network

Hospital	Anthem EPO	Blue Shield HMO	Blue Shield PPO
Enloe Medical Center - Cohasset		X	X
Enloe Medical Center - Esplanade	X	X	X
Enloe Rehabilitation Center		X	X
Orchard Hospital	X	X	X
Oroville Hospital	X	X	X

# Calaveras County (Region 1):

## Hospital Network

- Hospital network as of **April 2020**
- May not be a complete list of hospitals
- Kaiser Permanente hospitals are not listed
- Verify with the health plan if the hospital is in-network

Hospital	Anthem EPO	Blue Shield HMO	Blue Shield PPO
Mark Twain Medical Center	X	X	X

# Colusa County (Region 1):

## Hospital Network

- Hospital network as of **April 2020**
- May not be a complete list of hospitals
- Kaiser Permanente hospitals are not listed
- Verify with the health plan if the hospital is in-network

Hospital	Blue Shield HMO	Blue Shield PPO
Colusa Medical Center	X	X

# Contra Costa County (Region 5):

## Hospital Network

- Hospital network as of **April 2020**
- May not be a complete list of hospitals
- Kaiser Permanente hospitals are not listed
- Verify with the health plan if the hospital is in-network

Hospital	Blue Shield HMO	Blue Shield PPO	Health Net EPO
John Muir Medical Center-Concord Campus	X	X	X
John Muir Medical Center-Walnut Creek Campus	X	X	X
San Ramon Regional Medical Center	X	X	X
Sutter Delta Medical Center		X	

# Del Norte County (Region 1):

## Hospital Network

- Hospital network as of **April 2020**
- May not be a complete list of hospitals
- Kaiser Permanente hospitals are not listed
- Verify with the health plan if the hospital is in-network

Hospital	Anthem EPO	Blue Shield PPO
Sutter Coast Hospital	X	X

# El Dorado County (Region 3):

## Hospital Network

- Hospital network as of **April 2020**
- May not be a complete list of hospitals
- Kaiser Permanente hospitals are not listed
- Verify with the health plan if the hospital is in-network

Hospital	Blue Shield PPO
Barton Memorial Hospital	X
Marshall Medical Center	X

# Fresno County (Region 11):

## Hospital Network

- Hospital network as of **April 2020**
- May not be a complete list of hospitals
- Kaiser Permanente hospitals are not listed
- Verify with the health plan if the hospital is in-network

Hospital	Anthem HMO	Blue Shield HMO	Blue Shield PPO
Adventist Health Reedley	X	X	X
Adventist Health Selma	X	X	X
Clovis Community Medical Center	X	X	X
Community Behavioral Health Center		X	X
Community Regional Medical Center-Fresno	X	X	X
Fresno Heart And Surgical Hospital	X	X	X
Fresno Surgical Hospital		X	X
San Joaquin Valley Rehabilitation Hospital		X	X
St. Agnes Medical Center		X	X



# Glenn County (Region 1):

## Hospital Network

- Hospital network as of **April 2020**
- May not be a complete list of hospitals
- Kaiser Permanente hospitals are not listed
- Verify with the health plan if the hospital is in-network

Hospital	Anthem EPO	Blue Shield HMO	Blue Shield PPO
Glenn Medical Center	X	X	X

# Humboldt County (Region 1):

## Hospital Network

- Hospital network as of **April 2020**
- May not be a complete list of hospitals
- Kaiser Permanente hospitals are not listed
- Verify with the health plan if the hospital is in-network

Hospital	Anthem EPO	Blue Shield HMO	Blue Shield PPO
General Hospital, The	X		
Jerold Phelps Community Hospital	X		X
Mad River Community Hospital	X	X	X
Redwood Memorial Hospital	X	X	X
St. Joseph Hospital – Eureka	X	X	X

# Imperial County (Region 13):

## Hospital Network

- Hospital network as of **April 2020**
- May not be a complete list of hospitals
- Kaiser Permanente hospitals are not listed
- Verify with the health plan if the hospital is in-network

Hospital	Anthem EPO	Blue Shield PPO	Molina HMO
El Centro Regional Medical Center	X	X	X
Pioneers Memorial Healthcare District	X	X	X

# Inyo County (Region 13):

## Hospital Network

- Hospital network as of **April 2020**
- May not be a complete list of hospitals
- Kaiser Permanente hospitals are not listed
- Verify with the health plan if the hospital is in-network

Hospital	Anthem EPO	Blue Shield PPO
Northern Inyo Hospital	X	X
Southern Inyo Hospital	X	X

# Kern County (Region 14):

## Hospital Network

- Hospital network as of **April 2020**
- May not be a complete list of hospitals
- Kaiser Permanente hospitals are not listed
- Verify with the health plan if the hospital is in-network

Hospital	Anthem EPO	Blue Shield HMO	Blue Shield PPO	Health Net HMO	Health Net HSP	Kaiser HMO
Adventist Health Bakersfield	X	X	X	X	X	X
Adventist Health Tehachapi Valley	X	X				
Bakersfield Heart Hospital	X	X		X	X	
Bakersfield Memorial Hospital	X	X	X	X	X	
Delano Regional Medical Center	X	X	X	X	X	
Encompass Health Rehabilitation Hospital of Bakersfield		X	X			
Good Samaritan Hospital-Bakersfield	X		X	X	X	
Kern Medical Center	X	X	X	X	X	
Kern Valley Healthcare District	X	X	X	X	X	
Mercy Hospital – Bakersfield	X	X	X	X	X	
Mercy Southwest Hospital		X	X	X	X	
Ridgecrest Regional Hospital	X	X	X			



# Kings County (Region 11):

## Hospital Network

- Hospital network as of **April 2020**
- May not be a complete list of hospitals
- Kaiser Permanente hospitals are not listed
- Verify with the health plan if the hospital is in-network

Hospital	Anthem HMO	Blue Shield HMO	Blue Shield PPO
Adventist Health Hanford	X	X	X

# Lake County (Region 1):

## Hospital Network

- Hospital network as of **April 2020**
- May not be a complete list of hospitals
- Kaiser Permanente hospitals are not listed
- Verify with the health plan if the hospital is in-network

Hospital	Anthem EPO	Blue Shield PPO
Adventist Health Clearlake	X	X
Sutter Lakeside Hospital	X	X

# Los Angeles County – Northeast (Region 15): A-G

## Hospital Network

- Hospital network as of **April 2020**
- May not be a complete list of hospitals
- Kaiser Permanente hospitals are not listed
- Verify with the health plan if the hospital is in-network

Hospital	Anthem HMO	Blue Shield HMO	Blue Shield PPO	Health Net HMO	Health Net HSP	Health Net PPO	Kaiser HMO	L.A. Care HMO	Molina HMO	Oscar EPO
Adventist Health Glendale	X	X	X		X			X	X	
Alhambra Hospital Medical Center	X	X	X	X	X	X		X	X	
Antelope Valley Hospital	X	X	X		X	X	X	X		
Beverly Hospital	X	X	X	X	X			X	X	
Casa Colina Hospital		X	X	X	X	X		X		
Catalina Island Medical Center	X	X	X		X	X				
City Of Hope Helford Clinical Research Hospital		X	X						X	
Coast Plaza Hospital	X	X	X	X	X	X		X	X	
College Medical Center	X							X	X	
Community Hospital Long Beach									X	
Emanate Health Foothill Presbyterian Hospital	X	X	X	X	X	X		X	X	X
Emanate Health Inter-Community Hospital	X	X	X	X	X	X		X	X	X
Emanate Health Queen of the Valley Hospital	X	X	X	X	X	X		X	X	X
Garfield Medical Center	X	X	X	X	X	X		X	X	
Glendale Memorial Hospital and Health Center	X	X	X	X	X	X				
Greater El Monte Community Hospital	X	X	X	X	X	X		X	X	



# Los Angeles County – Northeast (Region 15): H-P

## Hospital Network

- Hospital network as of **April 2020**
- May not be a complete list of hospitals
- Kaiser Permanente hospitals are not listed
- Verify with the health plan if the hospital is in-network

Hospital	Anthem HMO	Blue Shield HMO	Blue Shield PPO	Health Net HMO	Health Net HSP	Health Net PPO	Kaiser HMO	L.A. Care HMO	Molina HMO	Oscar EPO
Huntington Memorial Hospital	X	X	X	X	X	X		X		X
Kindred Hospital - Baldwin Park		X	X					X	X	
Kindred Hospital - La Mirada		X	X					X	X	
Kindred Hospital - San Gabriel Valley		X	X					X	X	
Kindred Hospital Paramount		X						X		
L.A. Downtown Medical Center-Ingleside Campus D/P APH		X	X							
Lakewood Regional Medical Center	X	X	X	X	X	X			X	X
Los Angeles Community Hospital at Bellflower	X	X	X							
Memorialcare Long Beach Medical Center	X	X	X	X	X	X		X	X	
Memorialcare Miller Children's & Women's Hospital Long Beach	X	X	X	X	X	X		X	X	
Methodist Hospital of Southern California	X	X	X	X	X	X		X	X	
Monterey Park Hospital	X	X	X	X	X	X		X	X	
Norwalk Community Hospital	X	X	X	X	X			X	X	
Palmdale Regional Medical Center	X	X	X	X	X			X		
PIH Health Hospital – Whittier		X	X	X	X					
Pomona Valley Hospital Medical Center	X	X	X	X	X			X	X	
Providence Little Company Of Mary MC - San Pedro	X	X	X	X	X	X		X		X
Providence Saint Joseph Medical Center		X	X	X	X	X		X		X



# Los Angeles County – Northeast (Region 15): S-W

## Hospital Network

- Hospital network as of **April 2020**
- May not be a complete list of hospitals
- Kaiser Permanente hospitals are not listed
- Verify with the health plan if the hospital is in-network

Hospital	Anthem HMO	Blue Shield HMO	Blue Shield PPO	Health Net HMO	Health Net HSP	Health Net PPO	Kaiser HMO	L.A. Care HMO	Molina HMO	Oscar EPO
San Dimas Community Hospital	X	X	X	X	X	X		X		
San Gabriel Valley Medical Center	X	X	X	X	X	X		X	X	
St. Mary Medical Center - Long Beach	X	X	X	X	X	X				
USC Verdugo Hills Hospital	X	X	X	X	X	X				X
West Covina Medical Center		X			X					
Whittier Hospital Medical Center	X	X	X	X	X	X		X	X	

# Los Angeles County – Southwest (Region 16): A-K

## Hospital Network

- Hospital network as of **April 2020**
- May not be a complete list of hospitals
- Kaiser Permanente hospitals are not listed
- Verify with the health plan if the hospital is in-network

Hospital	Anthem HMO	Blue Shield HMO	Blue Shield PPO	Health Net HMO	Health Net HSP	Health Net PPO	Kaiser HMO	L.A. Care HMO	Molina HMO	Oscar EPO
Adventist Health White Memorial	X	X	X	X	X			X	X	
Barlow Respiratory Hospital		X	X					X	X	
California Hospital Medical Center - Los Angeles	X	X	X	X	X	X				
California Rehabilitation Institute, LLC		X	X							
Cedars Sinai Medical Center	X	X	X					X		
Cedars-Sinai Marina Del Rey Hospital	X	X	X		X					
Centinela Hospital Medical Center	X			X	X	X		X		
Children's Hospital of Los Angeles		X	X	X	X			X	X	X
Community Hospital of Huntington Park	X	X	X	X	X	X		X	X	
Docs Surgical Hospital		X	X							
East Los Angeles Doctors Hospital	X	X	X	X	X	X		X	X	
Encino Hospital Medical Center	X			X	X	X		X		
Good Samaritan Hospital-Los Angeles	X	X	X	X	X			X	X	X
Henry Mayo Newhall Hospital		X	X		X					X
Hollywood Presbyterian Medical Center	X	X	X	X	X	X		X	X	
Keck Hospital of USC		X	X	X	X	X			X	X
Kindred Hospital - Los Angeles		X	X					X	X	
Kindred Hospital - South Bay		X	X					X	X	

# Los Angeles County – Southwest (Region 16): L-R

## Hospital Network

- Hospital network as of **April 2020**
- May not be a complete list of hospitals
- Kaiser Permanente hospitals are not listed
- Verify with the health plan if the hospital is in-network

Hospital	Anthem HMO	Blue Shield HMO	Blue Shield PPO	Health Net HMO	Health Net HSP	Health Net PPO	Kaiser HMO	L.A. Care HMO	Molina HMO	Oscar EPO
L.A. Downtown Medical Center					X			X	X	
LAC+USC Medical Center		X	X					X	X	
LAC/Harbor-UCLA Medical Center			X					X	X	
LAC/Rancho Los Amigos National Rehab Center			X					X	X	
Los Angeles Community Hospital	X	X	X	X	X			X	X	
Los Angeles County Olive View-UCLA Medical Center			X					X	X	
Martin Luther King, Jr. Community Hospital	X	X	X	X	X	X		X	X	
Memorial Hospital of Gardena	X	X	X	X	X	X		X	X	
Mission Community Hospital - Panorama Campus				X	X	X			X	
Northridge Hospital Medical Center	X	X	X		X	X				
Olympia Medical Center	X	X	X		X	X				
Pacifica Hospital of the Valley	X	X	X		X	X		X	X	
PIH Health Hospital – Downey	X	X	X	X	X					
Providence Holy Cross Medical Center	X	X	X	X	X	X		X		X
Providence Little Company of Mary Medical Center Torrance	X	X	X	X	X	X		X		X
Providence Saint John's Health Center		X	X		X	X		X		X
Providence Cedars-Sinai Tarzana Medical Center	X	X	X	X	X	X		X		X
Ronald Reagan UCLA Medical Center		X	X					X		



# Los Angeles County – Southwest (Region 16): S-W

## Hospital Network

- Hospital network as of **April 2020**
- May not be a complete list of hospitals
- Kaiser Permanente hospitals are not listed
- Verify with the health plan if the hospital is in-network

Hospital	Anthem HMO	Blue Shield HMO	Blue Shield PPO	Health Net HMO	Health Net HSP	Health Net PPO	Kaiser HMO	L.A. Care HMO	Molina HMO	Oscar EPO
Santa Monica - UCLA Medical Center and Orthopaedic Hospital		X	X					X		
Sherman Oaks Hospital	X			X	X	X		X		
Southern California Hospital at Culver City	X	X	X	X	X			X	X	
Southern California Hospital at Hollywood	X	X	X	X	X			X	X	
Southern California Hospital at Van Nuys D/P APH	X	X	X				X		X	
St. Francis Medical Center	X	X	X	X	X			X	X	
St. Vincent Medical Center				X	X			X	X	
Torrance Memorial Medical Center	X	X	X	X	X				X	
USC Kenneth Norris, Jr. Cancer Hospital		X	X	X	X	X				X
Valley Presbyterian Hospital	X	X	X	X	X	X		X	X	
West Hills Hospital and Medical Center		X	X		X					

# Madera County (Region 11):

## Hospital Network

- Hospital network as of **April 2020**
- May not be a complete list of hospitals
- Kaiser Permanente hospitals are not listed
- Verify with the health plan if the hospital is in-network

Hospital	Anthem HMO	Blue Shield HMO	Blue Shield PPO
Madera Community Hospital	X	X	X
Valley Children's Hospital		X	X

# Marin County (Region 2):

## Hospital Network

- Hospital network as of **April 2020**
- May not be a complete list of hospitals
- Kaiser Permanente hospitals are not listed
- Verify with the health plan if the hospital is in-network

Hospital	Blue Shield HMO	Blue Shield PPO	Health Net EPO	Western HMO
Kentfield Hospital	X	X		
Marin Health Medical Center	X	X	X	X
Novato Community Hospital		X	X	

# Mariposa County (Region 10):

## Hospital Network

- Hospital network as of **April 2020**
- May not be a complete list of hospitals
- Kaiser Permanente hospitals are not listed
- Verify with the health plan if the hospital is in-network

Hospital	Anthem EPO	Blue Shield HMO	Blue Shield PPO
John C Fremont Healthcare District	X	X	X



# Mendocino County (Region 1):

## Hospital Network

- Hospital network as of **April 2020**
- May not be a complete list of hospitals
- Kaiser Permanente hospitals are not listed
- Verify with the health plan if the hospital is in-network

Hospital	Anthem EPO	Blue Shield HMO	Blue Shield PPO
Adventist Health Howard Memorial	X	X	X
Adventist Health Ukiah Valley	X	X	X
Mendocino Coast District Hospital	X		X

# Merced County (Region 10):

## Hospital Network

- Hospital network as of **April 2020**
- May not be a complete list of hospitals
- Kaiser Permanente hospitals are not listed
- Verify with the health plan if the hospital is in-network

Hospital	Anthem EPO	Blue Shield HMO	Blue Shield PPO	Health Net EPO
Memorial Hospital Los Banos	X		X	
Mercy Medical Center - Merced	X	X	X	X

# Modoc County (Region 1):

## Hospital Network

- Hospital network as of **April 2020**
- May not be a complete list of hospitals
- Kaiser Permanente hospitals are not listed
- Verify with the health plan if the hospital is in-network

Hospital	Anthem EPO	Blue Shield HMO	Blue Shield PPO
Modoc Medical Center	X	X	X
Surprise Valley Community Hospital	X		X

# Mono County (Region 13):

## Hospital Network

- Hospital network as of **April 2020**
- May not be a complete list of hospitals
- Kaiser Permanente hospitals are not listed
- Verify with the health plan if the hospital is in-network

Hospital	Anthem EPO	Blue Shield PPO
Mammoth Hospital	X	X

# Monterey County (Region 9):

## Hospital Network

- Hospital network as of **April 2020**
- May not be a complete list of hospitals
- Kaiser Permanente hospitals are not listed
- Verify with the health plan if the hospital is in-network

Hospital	Anthem EPO	Blue Shield PPO
Community Hospital of the Monterey Peninsula		X
George L Mee Memorial Hospital	X	X
Natividad Medical Center		X
Salinas Valley Memorial Hospital	X	X

# Napa County (Region 2):

## Hospital Network

- Hospital network as of **April 2020**
- May not be a complete list of hospitals
- Kaiser Permanente hospitals are not listed
- Verify with the health plan if the hospital is in-network

Hospital	Blue Shield PPO	Health Net EPO	Western HMO
Adventist Health St. Helena	X	X	
Queen of the Valley Medical Center	X	X	X

# Nevada County (Region 1):

## Hospital Network

- Hospital network as of **April 2020**
- May not be a complete list of hospitals
- Kaiser Permanente hospitals are not listed
- Verify with the health plan if the hospital is in-network

Hospital	Anthem EPO	Blue Shield HMO	Blue Shield PPO
Sierra Nevada Memorial Hospital	X	X	X
Tahoe Forest Hospital	X	X	X

# Orange County (Region 18): A-H

## Hospital Network

- Hospital network as of **April 2020**
- May not be a complete list of hospitals
- Kaiser Permanente hospitals are not listed
- Verify with the health plan if the hospital is in-network

Hospital	Anthem HMO	Blue Shield HMO	Blue Shield PPO	Health Net HMO	Health Net HSP	Health Net PPO	Molina HMO	Oscar EPO
AHMC Anaheim Regional Medical Center		X	X	X	X	X	X	
Anaheim Global Medical Center	X	X		X	X	X	X	
Chapman Global Medical Center	X	X		X	X	X		
Children's Hospital at Mission	X	X	X					
Children's Hospital of Orange County	X	X	X		X			
College Hospital Costa Mesa		X	X		X		X	
Encompass Health Rehabilitation Hospital of Tustin		X	X				X	
Foothill Regional Medical Center	X	X	X					
Fountain Valley Regional Hospital & Medical Center – Euclid	X	X	X	X	X	X	X	X
Garden Grove Hospital and Medical Center	X			X	X	X		
Healthbridge Children's Hospital-Orange		X	X				X	
Hoag Hospital Irvine		X	X		X			
Hoag Memorial Hospital Presbyterian	X	X	X		X			
Hoag Orthopedic Institute		X	X		X			
Huntington Beach Hospital				X	X	X		





# Orange County (Region 18): K-O

## Hospital Network

- Hospital network as of **April 2020**
- May not be a complete list of hospitals
- Kaiser Permanente hospitals are not listed
- Verify with the health plan if the hospital is in-network

Hospital	Anthem HMO	Blue Shield HMO	Blue Shield PPO	Health Net HMO	Health Net HSP	Health Net PPO	Molina HMO	Oscar EPO
Kindred Hospital – Brea		X	X				X	
Kindred Hospital – Santa Ana		X	X				X	
Kindred Hospital – Westminster		X	X				X	
La Palma Intercommunity Hospital	X			X	X	X		
Los Alamitos Medical Center	X	X	X	X	X	X	X	X
Memorialcare Orange Coast Medical Center	X	X	X	X	X	X	X	
Memorialcare Saddleback Medical Center	X	X	X	X	X	X		
Mission Hospital Laguna Beach	X	X	X					X
Mission Hospital Regional Medical Center	X	X	X					X
Orange County Global Medical Center	X	X		X	X	X	X	



# Orange County (Region 18): P-W

## Hospital Network

- Hospital network as of **April 2020**
- May not be a complete list of hospitals
- Kaiser Permanente hospitals are not listed
- Verify with the health plan if the hospital is in-network

Hospital	Anthem HMO	Blue Shield HMO	Blue Shield PPO	Health Net HMO	Health Net HSP	Health Net PPO	Molina HMO	Oscar EPO
Placentia Linda Hospital	X	X	X	X	X	X	X	X
Saddleback Memorial Medical Center - San Clemente								
South Coast Global Medical Center	X	X		X	X	X	X	
St. Joseph Hospital – Orange	X	X	X					X
St. Jude Medical Center	X	X	X					X
University of California Irvine Medical Center		X	X				X	
West Anaheim Medical Center	X			X	X	X		

# Placer County (Region 3):

## Hospital Network

- Hospital network as of **April 2020**
- May not be a complete list of hospitals
- Kaiser Permanente hospitals are not listed
- Verify with the health plan if the hospital is in-network

Hospital	Blue Shield PPO
Sutter Auburn Faith Hospital	X
Sutter Roseville Medical Center	X

# Plumas County (Region 1):

## Hospital Network

- Hospital network as of **April 2020**
- May not be a complete list of hospitals
- Kaiser Permanente hospitals are not listed
- Verify with the health plan if the hospital is in-network

Hospital	Anthem EPO	Blue Shield PPO
Eastern Plumas Hospital-Portola Campus	X	X
Plumas District Hospital	X	X
Seneca District Hospital	X	X

# Riverside County (Region 17): C-R

## Hospital Network

- Hospital network as of **April 2020**
- May not be a complete list of hospitals
- Kaiser Permanente hospitals are not listed
- Verify with the health plan if the hospital is in-network

Hospital	Anthem HMO	Blue Shield HMO	Blue Shield PPO	Health Net HMO	Health Net HSP	Health Net PPO	Kaiser HMO	Molina HMO
Corona Regional Medical Center-Main	X	X	X	X	X			X
Desert Regional Medical Center	X	X	X	X	X	X		X
Eisenhower Medical Center	X	X	X		X	X		<b>X</b>
Hemet Valley Medical Center	X	X	X	X	X	X		X
John F Kennedy Memorial Hospital	X	X	X	X	X	X	X	X
Kindred Hospital - Riverside		X	X					X
Loma Linda University Medical Center-Murrieta	X	X	<b>X</b>					X
Menifee Valley Medical Center	X	X	X	X	X	X		X
Palo Verde Hospital	X	X	X		X			
Parkview Community Hospital Medical Center	X	X	X	X	X	X		
Riverside Community Hospital	X	X	X		X			
Riverside University Health System - Medical Center								X



# Riverside County (Region 17): S-T

## Hospital Network

- Hospital network as of **April 2020**
- May not be a complete list of hospitals
- Kaiser Permanente hospitals are not listed
- Verify with the health plan if the hospital is in-network

Hospital	Anthem HMO	Blue Shield HMO	Blue Shield PPO	Health Net HMO	Health Net HSP	Health Net PPO	Kaiser HMO	Molina HMO
San Gorgonio Memorial Hospital	X	X	X	X	X	X		X
Southwest Healthcare System-Murrieta	X	X	X	X	X			X
Southwest Healthcare System-Wildomar	X	X	X	X	X		X	X
Temecula Valley Hospital		X	X		X		X	X
Vibra Rehabilitation Hospital of Rancho Mirage		<b>X</b>	<b>X</b>					

# Sacramento County (Region 3):

## Hospital Network

- Hospital network as of **April 2020**
- May not be a complete list of hospitals
- Kaiser Permanente hospitals are not listed
- Verify with the health plan if the hospital is in-network

Hospital	Blue Shield HMO	Blue Shield PPO	Health Net PPO	Kaiser HMO	Western HMO
Mercy General Hospital	X	X	X		X
Mercy Hospital of Folsom	X	X	X		X
Mercy San Juan Hospital	X	X	X		X
Methodist Hospital of Sacramento	X	X	X		X
Shriners Hospitals for Children Northern Calif.	X	X			
Sutter Medical Center, Sacramento		X			
University of California Davis Medical Center	X	X	X		
Vibra Hospital of Sacramento	X	X			

# San Benito County (Region 9):

## Hospital Network

- Hospital network as of **April 2020**
- May not be a complete list of hospitals
- Kaiser Permanente hospitals are not listed
- Verify with the health plan if the hospital is in-network

Hospital	Anthem EPO	Blue Shield PPO
Hazel Hawkins Memorial Hospital	X	X



# San Bernardino County (Region 17):

## Hospital Network

- Hospital network as of **April 2020**
- May not be a complete list of hospitals
- Kaiser Permanente hospitals are not listed
- Verify with the health plan if the hospital is in-network

Hospital	Anthem HMO	Blue Shield HMO	Blue Shield PPO	Health Net HMO	Health Net HSP	Health Net PPO	Kaiser HMO	Molina HMO
Arrowhead Regional Medical Center		X	X					X
Ballard Rehabilitation Hospital		X	X					X
Barstow Community Hospital	X	X	X		X			X
Bear Valley Community Hospital	X	X	X		X			
Chino Valley Medical Center	X			X		X		
Colorado River Medical Center	X	X	X					
Community Hospital of San Bernardino	X	X	X	X	X	X		
Desert Valley Hospital	X	X	X	X	X	X		
Hi-Desert Medical Center	X	X	X	X	X	X	X	X
Kindred Hospital – Ontario		X	X					X
Kindred Hospital Rancho		X	X					X
Loma Linda University Children's Hospital	X	X	X					X
Loma Linda University Medical Center	X	X	X		X			X
Montclair Hospital Medical Center				X	X	X		
Mountains Community Hospital	X	X	X	X	X	X		
Redlands Community Hospital	X	X	X	X	X	X		
San Antonio Regional Hospital	X	X	X	X	X	X		X
St. Bernardine Medical Center	X	X	X	X	X	X	X	
St. Mary Medical Center - Apple Valley		X	X	X	X			
Totally Kids Rehabilitation Hospital		X	X	X	X			
Víctor Valley Global Medical Center	X	X	X	X	X	X		X



# San Diego County (Region 19): A-S

## Hospital Network

- Hospital network as of **April 2020**
- May not be a complete list of hospitals
- Kaiser Permanente hospitals are not listed
- Verify with the health plan if the hospital is in-network

Hospital	Blue Shield HMO	Blue Shield PPO	Health Net HMO	Health Net HSP	Health Net PPO	Kaiser HMO	Molina HMO	Sharp HMO-1 Copay	Sharp HMO-2 Coinsurance
Alvarado Hospital Medical Center	X	X	X	X	X				
Grossmont Hospital	X		X	X			X	X	X
Kindred Hospital - San Diego	X	X					X		
Palomar Health Downtown Campus	X	X	X	X	X	X			
Palomar Medical Center	X	X	X	X	X		X		X
Paradise Valley Hospital	X	X	X	X	X				
Pomerado Hospital	X	X	X	X	X	X	X		X
Rady Children's Hospital - San Diego	X	X	X	X				X	X
Scripps Green Hospital	X	X	X	X	X		X		
Scripps Memorial Hospital - Encinitas	X	X	X	X	X		X		
Scripps Memorial Hospital - La Jolla	X	X	X	X	X		X		
Scripps Mercy Hospital	X	X	X	X	X		X		
Scripps Mercy Hospital - Chula Vista	X	X	X	X	X				

# San Diego County (Region 19): S-V

## Hospital Network

- Hospital network as of **April 2020**
- May not be a complete list of hospitals
- Kaiser Permanente hospitals are not listed
- Verify with the health plan if the hospital is in-network

Hospital	Blue Shield HMO	Blue Shield PPO	Health Net HMO	Health Net HSP	Health Net PPO	Kaiser HMO	Molina HMO	Sharp HMO-1 Copay	Sharp HMO-2 Coinsurance
Sharp Chula Vista Medical Center	X		X	X			X	X	X
Sharp Coronado Hospital and Healthcare Center	X		X	X			X	X	X
Sharp Mary Birch Hospital for Women and Newborns	X		X	X			X	X	X
Sharp Memorial Hospital	X		X	X			X	X	X
Tri-City Medical Center	X	X	X	X			X		X
UC San Diego Health Hillcrest - Hillcrest Medical Center	X	X	X		X		X		
UCSD Health La Jolla - Jacobs Medical Center & Sulpizio Cardiovascular Center	X	X	X		X				
Vibra Hospital of San Diego	X	X					X		

# San Francisco County (Region 4):

## Hospital Network

- Hospital network as of **April 2020**
- May not be a complete list of hospitals
- Kaiser Permanente hospitals are not listed
- Verify with the health plan if the hospital is in-network

Hospital	Blue Shield HMO	Blue Shield PPO	CCHP HMO	Health Net EPO	Kaiser HMO	Oscar EPO
California Pacific Medical Center - D/P APH		X	X			
California Pacific Medical Center - Davies Campus Hospital		X	X			
California Pacific Medical Center – Mission Bernal Campus		<b>X</b>	<b>X</b>			
California Pacific Medical Center - Van Ness Campus		X	<b>X</b>			
Chinese Hospital	X	X	X	X		
Kentfield Hospital San Francisco	X					
St. Francis Memorial Hospital	X	X	X	X	X	
St. Mary's Medical Center, San Francisco	X	X	X	X		
UCSF Medical Center	X	X	X			X
UCSF Medical Center at Mission Bay	X	X				X
UCSF Medical Center at Mount Zion	X	X				X



# San Joaquin County (Region 10):

## Hospital Network

- Hospital network as of **April 2020**
- May not be a complete list of hospitals
- Kaiser Permanente hospitals are not listed
- Verify with the health plan if the hospital is in-network

Hospital	Anthem EPO	Blue Shield HMO	Blue Shield PPO	Health Net EPO
Adventist Health Lodi Memorial	X	X	X	
Dameron Hospital	X	X		X
Doctors Hospital of Manteca	X	X	X	X
San Joaquin General Hospital		<b>X</b>	<b>X</b>	X
St. Joseph's Medical Center Of Stockton	X	X	X	X
Sutter Tracy Community Hospital			X	

# San Luis Obispo County (Region 12):

## Hospital Network

- Hospital network as of **April 2020**
- May not be a complete list of hospitals
- Kaiser Permanente hospitals are not listed
- Verify with the health plan if the hospital is in-network

Hospital	Anthem EPO	Blue Shield HMO	Blue Shield PPO
French Hospital Medical Center	X	X	X
Marian Regional Medical Center, Arroyo Grande	X	X	X
Sierra Vista Regional Medical Center	X	X	X
Twin Cities Community Hospital	X	X	X

# San Mateo County (Region 8):

## Hospital Network

- Hospital network as of **April 2020**
- May not be a complete list of hospitals
- Kaiser Permanente hospitals are not listed
- Verify with the health plan if the hospital is in-network

Hospital	Blue Shield HMO	Blue Shield PPO	CCHP HMO	Health Net EPO	Oscar EPO
Burlingame Health Care Center D/P SNF					X
Menlo Park Surgical Hospital		X	X		
Mills Health Center D/P APH		X	X		
Mills-Peninsula Medical Center		X	X		
Sequoia Hospital	X	X		X	
Seton Coastside	X	X	X		
Seton Medical Center	X	X	X		

# Santa Barbara County (Region 12):

## Hospital Network

- Hospital network as of **April 2020**
- May not be a complete list of hospitals
- Kaiser Permanente hospitals are not listed
- Verify with the health plan if the hospital is in-network

Hospital	Anthem EPO	Blue Shield PPO
Cottage Rehabilitation Hospital		
Goleta Valley Cottage Hospital	X	X
Lompoc Valley Medical Center	X	X
Marian Regional Medical Center	X	X
Santa Barbara Cottage Hospital	X	X
Santa Ynez Valley Cottage Hospital	X	X



# Santa Clara County (Region 7):

## Hospital Network

- Hospital network as of **April 2020**
- May not be a complete list of hospitals
- Kaiser Permanente hospitals are not listed
- Verify with the health plan if the hospital is in-network

Hospital	Anthem EPO	Blue Shield HMO	Blue Shield PPO	Valley HMO
El Camino Hospital	X	X	X	
El Camino Hospital Los Gatos	X	X	X	
Good Samaritan Hospital-San Jose	X	X	X	
Lucile Packard Children's Hospital Stanford		X		X
Mission Oaks Hospital		X	X	
O'Connor Hospital	X	X	X	X
Regional Medical of San Jose	X	X	X	
Santa Clara Valley Medical Center	X	X	X	X
St. Louise Regional Hospital	X	X	X	X
Stanford Health Care		X		X
VA Palo Alto Health Care System	X			

# Santa Cruz County (Region 9):

## Hospital Network

- Hospital network as of **April 2020**
- May not be a complete list of hospitals
- Kaiser Permanente hospitals are not listed
- Verify with the health plan if the hospital is in-network

Hospital	Anthem EPO	Blue Shield HMO	Blue Shield PPO	Health Net EPO	Kaiser HMO
Dominican Hospital	X	X	X	X	
Sutter Maternity and Surgery Center of Santa Cruz			X		
Watsonville Community Hospital	X	X	X	X	X

# Shasta County (Region 1):

## Hospital Network

- Hospital network as of **April 2020**
- May not be a complete list of hospitals
- Kaiser Permanente hospitals are not listed
- Verify with the health plan if the hospital is in-network

Hospital	Anthem EPO	Blue Shield PPO
Mayers Memorial Hospital	X	X
Mercy Medical Center – Redding	X	X
Patients' Hospital of Redding	X	X
Shasta Regional Medical Center	X	X
Vibra Hospital of Northern California		X

# Sierra County (Region 1):

## Hospital Network

- Hospital network as of **April 2020**
- May not be a complete list of hospitals
- Kaiser Permanente hospitals are not listed
- Verify with the health plan if the hospital is in-network

**Hospital network not available in Sierra County.**



# Siskiyou County (Region 1):

## Hospital Network

- Hospital network as of **April 2020**
- May not be a complete list of hospitals
- Kaiser Permanente hospitals are not listed
- Verify with the health plan if the hospital is in-network

Hospital	Anthem EPO	Blue Shield PPO
Fairchild Medical Center	X	X
Mercy Medical Center Mt. Shasta	X	X

# Solano County (Region 2): Hospital Network

- Hospital network as of **April 2020**
- May not be a complete list of hospitals
- Kaiser Permanente hospitals are not listed
- Verify with the health plan if the hospital is in-network

Hospital	Blue Shield HMO	Blue Shield PPO	Health Net EPO	Western HMO
North Bay Medical Center	X		X	X
North Bay Vacavalley Hospital	X		X	X
Sutter Solano Medical Center		X		

# Sonoma County (Region 2):

## Hospital Network

- Hospital network as of **April 2020**
- May not be a complete list of hospitals
- Kaiser Permanente hospitals are not listed
- Verify with the health plan if the hospital is in-network

Hospital	Blue Shield PPO	Health Net EPO	Western HMO
Healdsburg District Hospital	X	X	X
Petaluma Valley Hospital	X	X	X
Santa Rosa Memorial Hospital-Montgomery	X	X	X
Sonoma Specialty Hospital	X	X	
Sonoma Valley Hospital	X	X	X
Sutter Santa Rosa Regional Hospital	X		

# Stanislaus County (Region 10):

## Hospital Network

- Hospital network as of **April 2020**
- May not be a complete list of hospitals
- Kaiser Permanente hospitals are not listed
- Verify with the health plan if the hospital is in-network

Hospital	Anthem EPO	Blue Shield HMO	Blue Shield PPO	Health Net EPO	Kaiser HMO
Central Valley Specialty Hospital	X	X	X		X
Doctors Medical Center	X	X	X	X	
Emanuel Medical Center	X	X	X	X	
Encompass Health Rehabilitation Hospital of Modesto		X	X		
Memorial Medical Center – Modesto		X	X		
Oak Valley Hospital District	X	X	X	X	
Stanislaus Surgical Hospital	X	X	X	X	



# Sutter County (Region 1):

## Hospital Network

- Hospital network as of **April 2020**
- May not be a complete list of hospitals
- Kaiser Permanente hospitals are not listed
- Verify with the health plan if the hospital is in-network

Hospital	Blue Shield PPO
Sutter Surgical Hospital-North Valley	X

# Tehama County (Region 1):

## Hospital Network

- Hospital network as of **April 2020**
- May not be a complete list of hospitals
- Kaiser Permanente hospitals are not listed
- Verify with the health plan if the hospital is in-network

Hospital	Anthem EPO	Blue Shield PPO
St. Elizabeth Community Hospital	X	X



# Trinity County (Region 1):

## Hospital Network

- Hospital network as of **April 2020**
- May not be a complete list of hospitals
- Kaiser Permanente hospitals are not listed
- Verify with the health plan if the hospital is in-network

Hospital	Anthem EPO	Blue Shield PPO
Trinity Hospital	X	X

# Tulare County (Region 10):

## Hospital Network

- Hospital network as of **April 2020**
- May not be a complete list of hospitals
- Kaiser Permanente hospitals are not listed
- Verify with the health plan if the hospital is in-network

Hospital	Anthem EPO	Blue Shield HMO	Blue Shield PPO	Health Net EPO
Adventist Health Tulare	X	<b>X</b>	<b>X</b>	
Kaweah Delta Mental Health Hospital D/P APH		X	X	
Kaweah Delta Medical Center	X	X	X	X
Sierra View Medical Center	X	X	X	X

# Tuolumne County (Region 1): Hospital Network

- Hospital network as of **April 2020**
- May not be a complete list of hospitals
- Kaiser Permanente hospitals are not listed
- Verify with the health plan if the hospital is in-network

Hospital	Anthem EPO	Blue Shield PPO
Adventist Health Sonora - Greenley	X	X

# Ventura County (Region 12):

## Hospital Network

- Hospital network as of **April 2020**
- May not be a complete list of hospitals
- Kaiser Permanente hospitals are not listed
- Verify with the health plan if the hospital is in-network

Hospital	Anthem EPO	Blue Shield HMO	Blue Shield PPO	Kaiser HMO
Adventist Health Simi Valley	X	X	X	
Community Memorial Hospital-San Buenaventura	X	X	X	X
Los Robles Hospital & Medical Center	X	X	X	
Ojai Valley Community Hospital	X	X	X	
St. John's Pleasant Valley Hospital	X	X	X	
St. John's Regional Medical Center	X	X	X	
Ventura County Medical Center	X	X	X	
Ventura County Medical Center - Santa Paula Hospital	X			

# Yolo County (Region 3):

## Hospital Network

- Hospital network as of **April 2020**
- May not be a complete list of hospitals
- Kaiser Permanente hospitals are not listed
- Verify with the health plan if the hospital is in-network

Hospital	Blue Shield HMO	Blue Shield PPO	Health Net PPO	Western HMO
Sutter Davis Hospital		X		
Woodland Memorial Hospital	X	X	X	X

# Yuba County (Region 1):

## Hospital Network

- Hospital network as of **April 2020**
- May not be a complete list of hospitals
- Kaiser Permanente hospitals are not listed
- Verify with the health plan if the hospital is in-network

Hospital	Anthem EPO	Blue Shield PPO
Adventist Health and Rideout	X	X



# 2021 STANDARD BENEFIT DESIGN, DENTAL, VISION

# 2021 Health Benefit Design by Metal Tier

Metal Tier	Bronze	Silver	Gold	Platinum
	Covers 60% average annual cost	Covers 70% average annual cost	Covers 80% average annual cost	Covers 90% average annual cost
Annual Wellness Exam	\$0	\$0	\$0	\$0
Primary Care Visit	\$65*	\$40	<del>\$30</del> -\$35	\$15
Urgent Care	\$65*	\$40	<del>\$30</del> -\$35	\$15
Specialist Visit	\$95*	\$80	\$65	\$30
Emergency Room Facility	40% after deductible is met	\$400	\$350	\$150
Laboratory Tests	\$40	\$40	\$40	\$15
X-Rays and Diagnostics	40% after deductible is met	\$85	\$75	\$30
Imaging		\$325	<del>\$275</del> -\$150 copay or 20% coinsurance*	\$75 copay or 10% coinsurance***
Medical Deductible	Individual: \$6,300 Family: \$12,600	Individual: \$4,000 Family: \$8,000	N/A	N/A
Pharmacy Deductible	Individual: \$500 Family: \$1,000	Individual: \$300 Family: \$600	N/A	N/A
Annual Out-of-Pocket Maximum	<del>\$7,800</del> -\$8,200 individual <del>\$15,600</del> -\$16,400 family	<del>\$7,800</del> -\$8,200 individual <del>\$15,600</del> -\$16,400 family	<del>\$7,800</del> -\$8,200 individual <del>\$15,600</del> -\$16,400 family	\$4,500 individual \$9,000 family

Benefits in blue are NOT subject to a deductible. Benefits in blue with white corner are subject to deductible after first three visits

\*Copay is for any combination of services (primary care, specialist, urgent care) for the first three visits. After three visits, future visits will be at the full cost until the medical deductible is met

\*\*\*See plan evidence of coverage for imaging cost share

# 2021 Family Dental Carriers Changes

## NEW



## WITHDRAW



## RETURNING



Dental Health Services

<https://www.coveredca.com/individuals-and-families/getting-covered/dental-coverage/family/>

# 2021 Family Dental Carrier Offerings

## HMO Network

- **Blue Shield DHMO** is entering the individual market in Rating Regions 2 – 19

## PPO Network

- **Blue Shield DPPO** is entering the individual market in Rating Regions 1 - 19
- **Guardian DPPO** is entering the individual market in Rating Regions 1 - 19
- **Premier Access DPPO** is **withdrawing** from Covered California Marketplace

PRICING REGION	Legend		ACCESS DENTAL	ANTHEM	ANTHEM	BLUE SHIELD	BLUE SHIELD	CALIFORNIA DENTAL NETWORK	DELTA DENTAL	DELTA DENTAL	DENTAL HEALTH SERVICES	GUARDIAN LIFE	LIBERTY DENTAL
	Full Region	Partial Region	DHMO	DHMO	DPPO	DHMO	DPPO	DHMO	DHMO	DPPO	DHMO	DPPO	DHMO
1 Northern counties	●	○	●		●	○	●	○	○	○	○	○	○
2 North Bay Area	●	○	●		●	○	●	○	○	○	○	○	○
3 Greater Sacramento	●	○	●		●	○	●	○	○	○	○	○	○
4 San Francisco County	●	○	●		●	○	●	○	○	○	○	○	○
5 Contra Costa County	●	○	●		●	○	●	○	○	○	○	○	○
6 Alameda County	●	○	●		●	○	●	○	○	○	○	○	○
7 Santa Clara County	●	○	●		●	○	●	○	○	○	○	○	○
8 San Mateo County	●	○	●		●	○	●	○	○	○	○	○	○
9 Santa Cruz, San Benito, Monterey counties	●	○	○		●	○	●	○	○	○	○	○	○
10 Central Valley	●	○	○		●	○	●	○	○	○	○	○	○
11 Fresno, Kings, Madera counties	●	○	○		●	○	●	○	○	○	○	○	○
12 Central Coast	●	○	○		●	○	●	○	○	○	○	○	○
13 Eastern counties	●	○	○		●	○	●	○	○	○	○	○	○
14 Kern County	●	○	○		●	○	●	○	○	○	○	○	○
15 Los Angeles County East	●	○	●	●	●	○	●	○	○	○	○	○	○
16 Los Angeles County West	●	○	●	○	●	○	●	○	○	○	○	○	○
17 Inland Empire	●	○	○	○	●	○	●	○	○	○	○	○	○
18 Orange County	●	○	○	○	●	○	●	○	○	○	○	○	○
19 San Diego County	●	○	○	○	●	○	●	○	○	○	○	○	○

# 2021 Family Dental Plan Products

## Dental **HMO (DHMO)** Plans

- Copays and lower premiums
- No waiting period or annual benefit limit
- No deductible
- Out-of-network services are not covered

## Dental **PPO (DPPO)** Plans

- Co-insurance
- **Adults:** six-month waiting period\* for major services
  - \*Waived with proof of prior coverage; proof of prior coverage requirements may vary by plan.*
- Deductible (no changes from 2021)

# 2021 Vision Plans



<http://coveredca.eyemed.com/>

<https://www.vspdirect.com/4CA/welcome>

<http://www.coveredca.com/individuals-and-families/getting-covered/vision/>

# ENROLLER RESOURCES

# Toolkits, Webinars, Briefings

## Certified Insurance Agent and Certified Enrollment Partner Resources



Certified Insurance Agents



Community Enrollment Partners



Partner Tool kit

<https://www.coveredca.com/resources/>




## Tool Kits for Enrollers

- ▶ [Special Enrollment Tool Kit](#)
- ▶ [Agency Manager Tool Kit](#)
- ▶ [Approved Admin Staff Role Tool Kit](#)
- ▶ [Webinars, Briefings, and Downloads](#)
- ▶ [Agent Extranet Tool Kit](#)
- ▶ [Social Media Tool Kit](#)
- ▶ [Subsidy-Eligible Maps Tool Kit](#)
- ▶ [Storefront Tool Kit](#)
- ▶ [Small Business Tool Kit](#)

<https://hbex.coveredca.com/toolkit/>



# Sales Service Center



## **Agent Service Center:**

(877) 453-9198

agents@covered.ca.gov

## **CEC/PBE Help Line:**

(855) 324-3147

## **CCSB Service Center:**

(855) 777-6782

shop@covered.ca.gov

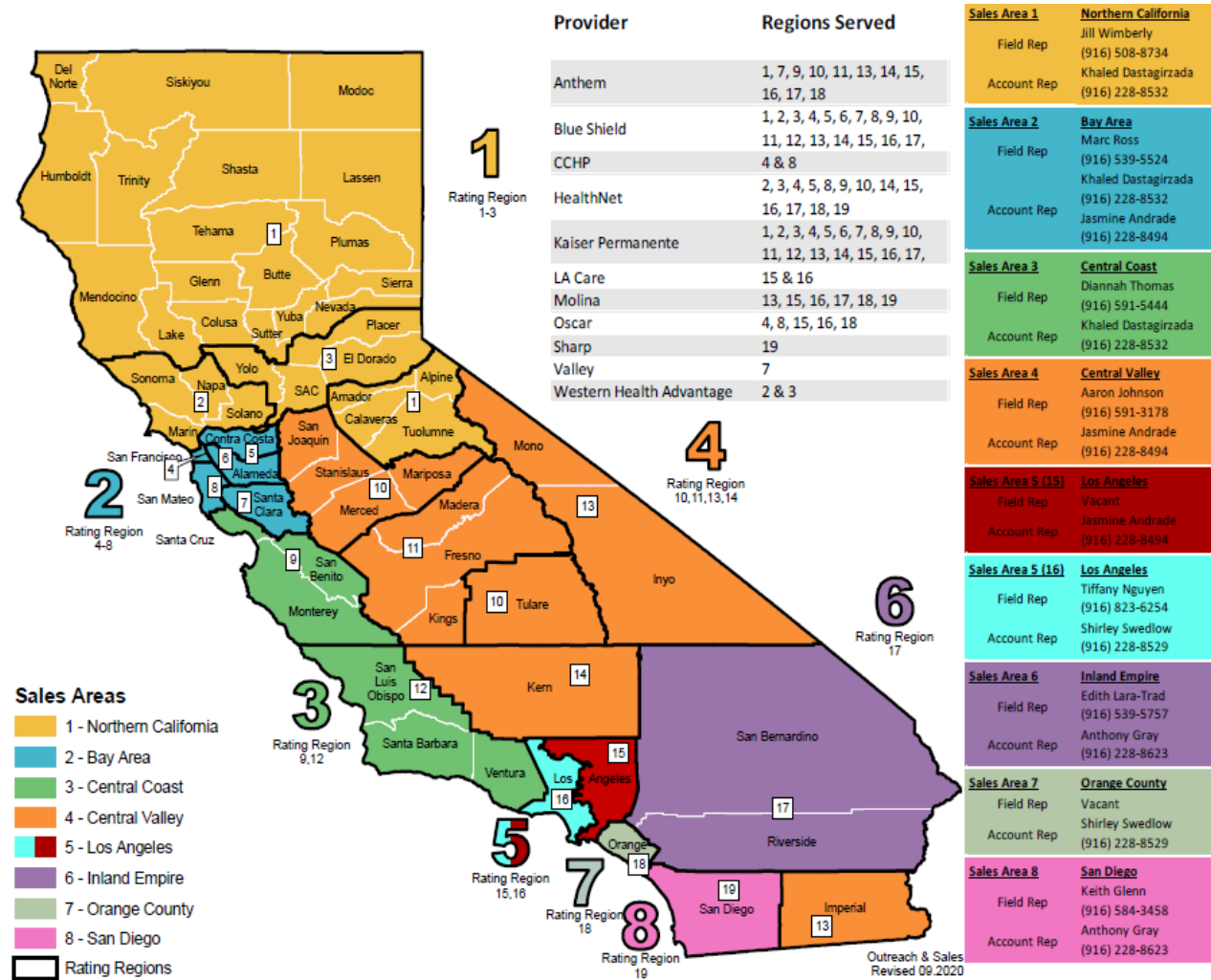
## **Hours of Operation:**

Monday thru Friday

8:00 a.m. to 6:00 p.m.

Saturdays and Sundays, Closed

# Statewide Enroller Support Team



# 2021 PLAN YEAR INFORMATION

---

MOVING AHEAD  
IN UNCERTAINTY

2021 AND BEYOND



**COVERED**  
**CALIFORNIA**

[outreachandsales@covered.ca.gov](mailto:outreachandsales@covered.ca.gov)